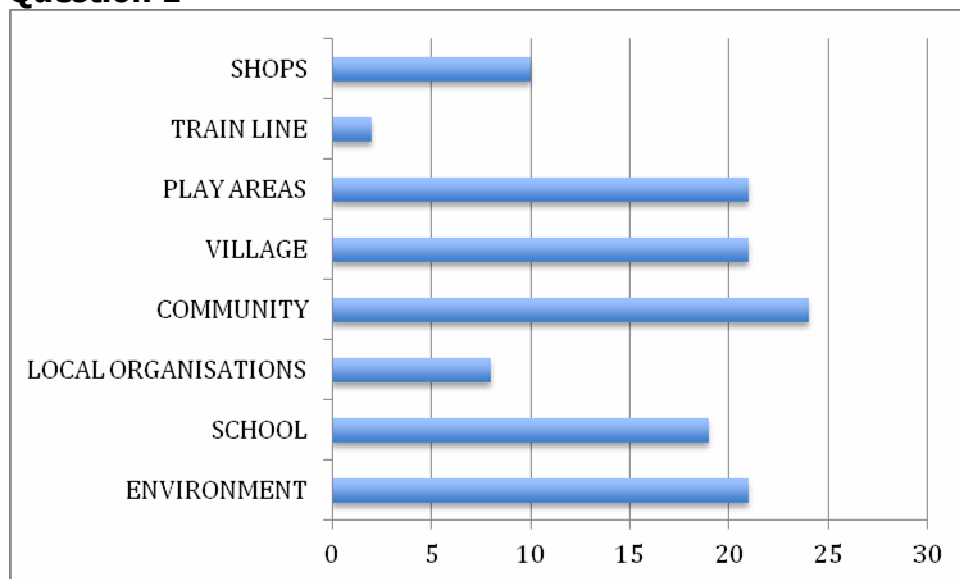


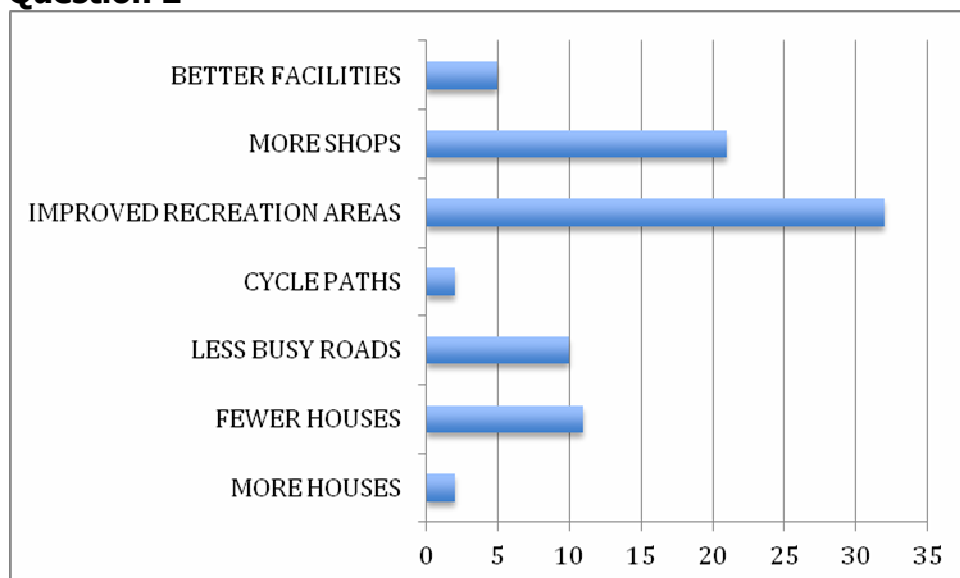
Questionnaire School Sample Size 53 Ages 5-10

Question 1



ENVIRONMENT	21	40%
SCHOOL	19	36%
LOCAL ORGANISATIONS	8	14%
COMMUNITY	24	43%
VILLAGE	21	40%
PLAY AREAS	21	40%
TRAIN LINE	2	4%
SHOPS	10	18%
	2	4%

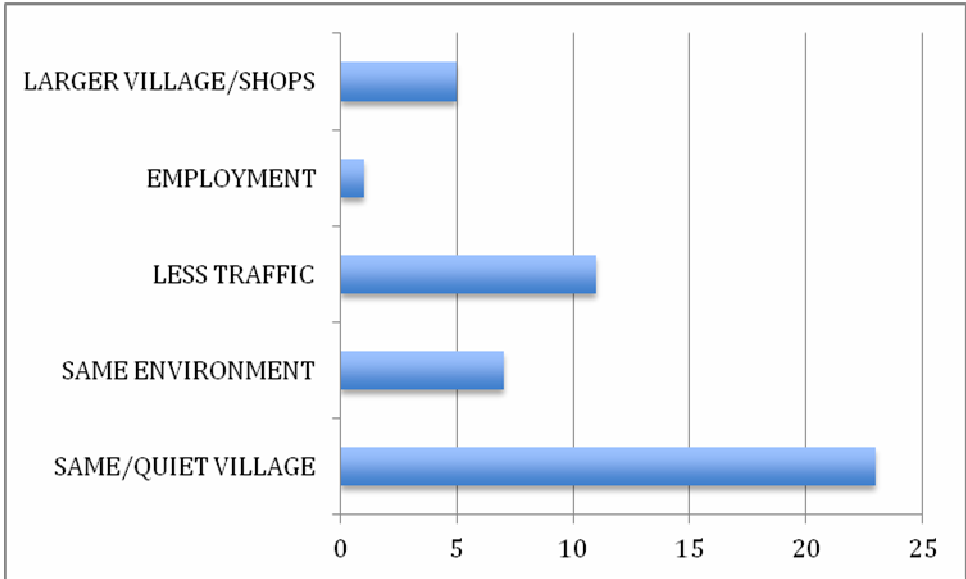
Question 2



MORE HOUSES	2	4%
FEWER HOUSES	11	20%
LESS BUSY ROADS	10	18%
CYCLE PATHS	2	4%
IMPROVED RECREATION AREAS	32	58%
MORE SHOPS	21	40%
BETTER FACILITIES	5	9%

Question 3

Some drew pictures to answer this question



SAME/QUIET VILLAGE	23	43%
SAME ENVIRONMENT	7	13%
LESS TRAFFIC	11	20%
EMPLOYMENT	1	2%
LARGER VILLAGE/SHOPS	5	9%