


The Countryside Code



Your guide to enjoying parks and waterways, coast and countryside

Respect everyone

- be considerate to those living in, working in and enjoying the countryside
- leave gates and property as you find them
- do not block access to gateways or driveways when parking
- be nice, say hello, share the space
- follow local signs and keep to marked paths unless wider access is available

Protect the environment

- take your litter home - leave no trace of your visit
- do not light fires and only have BBQs where signs say you can
- always keep dogs under control and in sight
- dog poo - bag it and bin it - any public waste bin will do
- care for nature - do not cause damage or disturbance

Enjoy the outdoors


- check your route and local conditions
- plan your adventure - know what to expect and what you can do
- enjoy your visit, have fun, make a memory

PLEASE USE QR CODE TO DOWNLOAD FULL CODE
OR VISIT WEBSITE BELOW

www.gov.uk/countryside-code




The Countryside Code



Follow advice and local signs

The arrows show the legal and recorded rights of way for different user groups

Footpath



Bridleway



Restricted Byway



Byway open to all traffic



Permissive Path

Follow advice on local signs as landowners voluntarily provide access to these paths and choose who can use them. Some open access areas are also made available in the same way.



National Trail

National Trails are created for walking, with horse-riding and cycling possible on some trails or trail sections.

www.nationaltrail.co.uk



Open Access

You can walk and explore away from paths.

www.openaccess.naturalengland.org.uk

For further information visit www.gov.uk/countryside-code