

Report on the Wolverton Parish Plan Survey

August 2020

At a public meeting in 2012 the Parish Council held a discussion on “Wolverton Past, Present & Future” which covered a history of the parish, its development over the years, the loss of services, current concerns and the implications of Stratford-on-Avon District’s draft planning framework. A questionnaire was distributed to each household and a Parish Plan created based on the responses.

In 2020 the Parish Council decided to carry out another questionnaire distributed to all households with similar questions to 2013 aimed at:

- Giving all residents the chance to say what is needed and how this might be met
- Identifying which features and local characteristics people value
- Identifying local problems and solutions
- Providing the opportunity for people to have a say on how they want the parish to develop in the future

Of the 103 Parish Plan questionnaires that were distributed in March 2020. 64 were returned, which equates to a response rate of 62.1% compared to 78.5% previously in 2013. Unfortunately, the questionnaire was distributed just before the UK experienced “lockdown” due to the Coronavirus Pandemic which understandably affected the return rate.

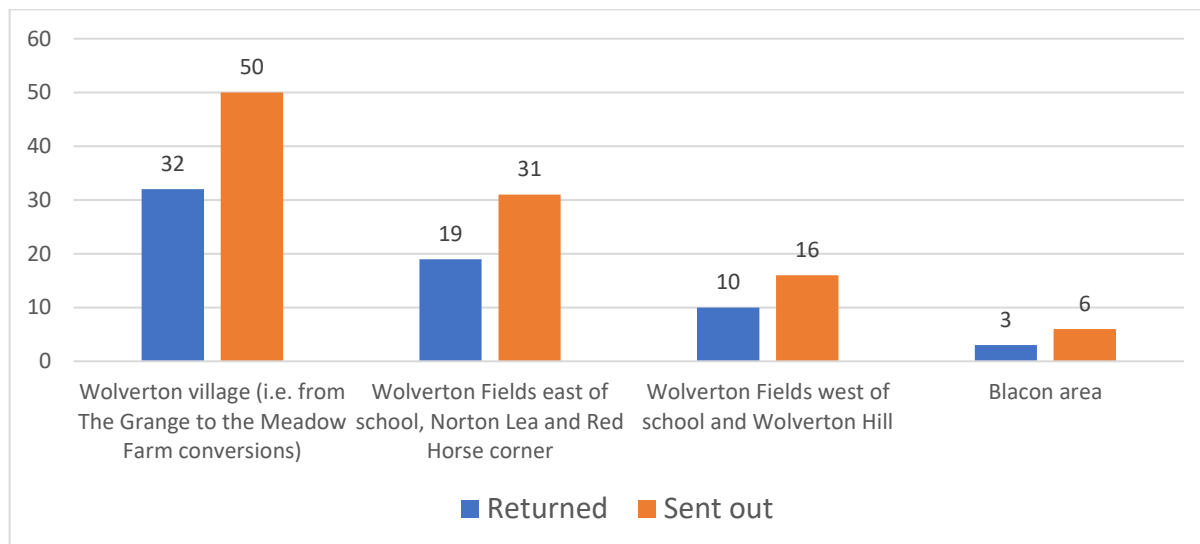
Throughout the questionnaire respondents were invited to provide additional comments. The comments are reproduced herein whole and verbatim except where a reference was made that could identify an individual or in the case of defamatory remarks.

This report simply presents the raw survey results. The next steps are for the Parish Council to form a working group of Councillors and hopefully Volunteers to decide on what actions should be taken to tackle the issues coming from the survey and publish those actions as a new Wolverton Parish Plan for the future. Please do volunteer to help, contact details at the end of this document.

Section A – About you.

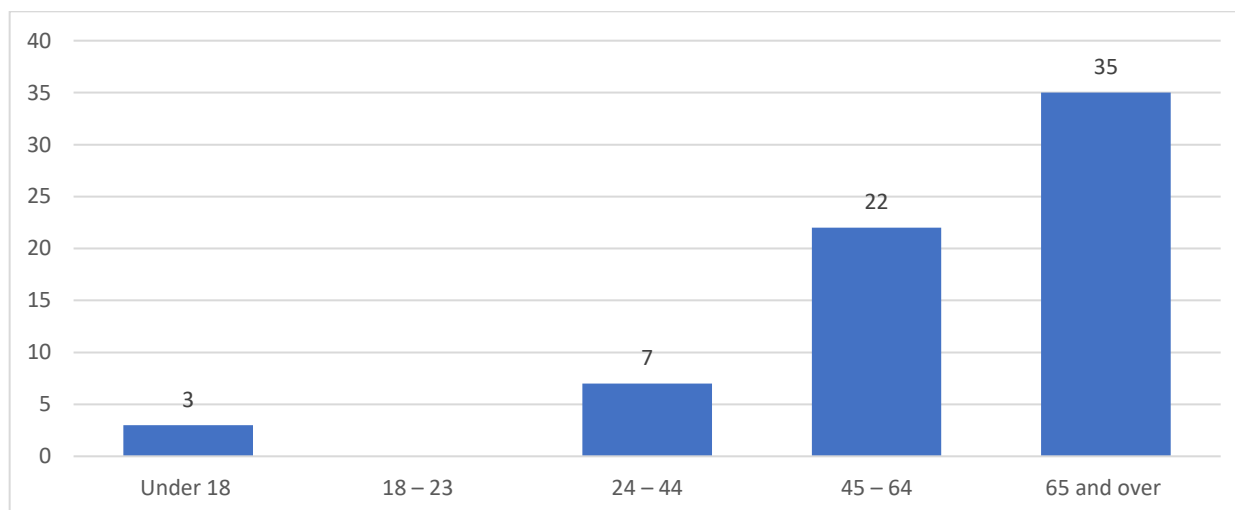
Q1. Where do you live?

(64 responses) Of the 64 responses the vast majority of respondents live within the village part of Wolverton Parish (ie from The Grange to the Meadow Farm conversions).



Q2. Age group

Most responses were provided by those in the 65 and over year age bracket.



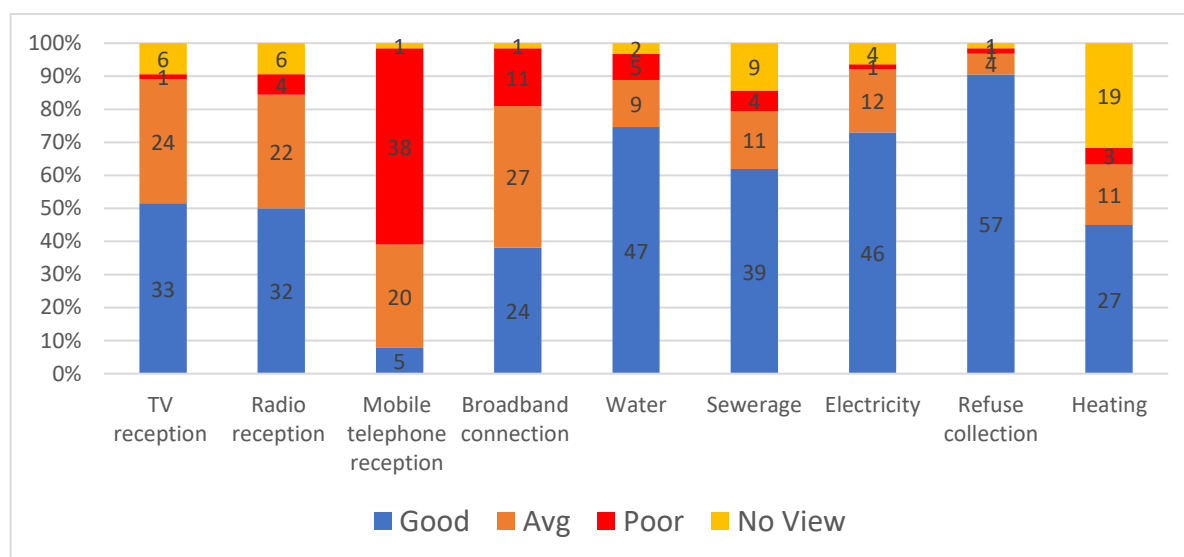
Section B – Housing & Development

Q3. Comments received on local housing needs or developments:

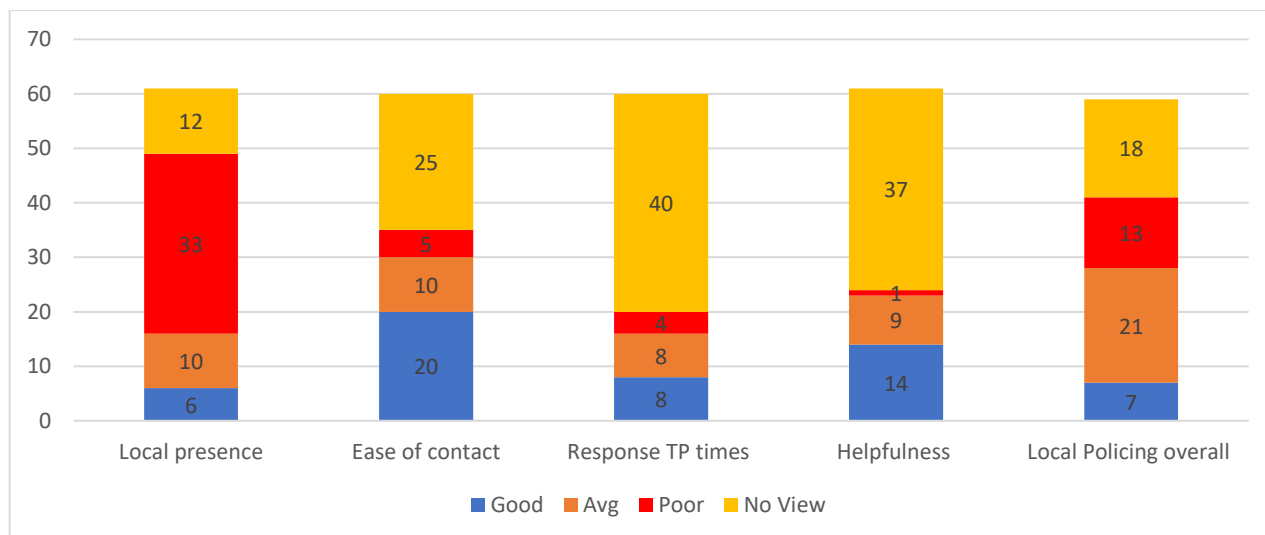
- Green Belt should mean what it says and how the District Council views it within the Core Plan.
- I have no housing needs. I do not object to new houses in the village, provided they are in keeping.
- I would be relaxed about more housing (with direct access onto the road through the village)
- Keep new building to a minimum to preserve present 'country' outlook.
- Need for new Rectory, when sold, to be brought to a standard in keeping with village if subjected to much needed improvement.
- No further housing required.
- No personal needs.
- All is fine we have a very nice house.
- None. Happy with some development to keep village alive if in keeping.
- Protect the Green Belt.
- The encroachment of development, large or small sets a precedent which in time will be exploited by land housing developers. We strongly object to any development same for the improvements of existing dwellings
- We are most disappointed that WPC have objected to the proposed development at Curlieu Lane. It is the only possible housing development that could offer an opportunity for young and downsizing families to stay in the community they have lived in, at an affordable price.
- We don't need Claverdon houses building at Curlieu Lane, completely wrong.
- Affordable housing of all sizes for youngsters not having to move out of village and older people to downsize.

Section C - Services

Q4. What do you think of the following services?



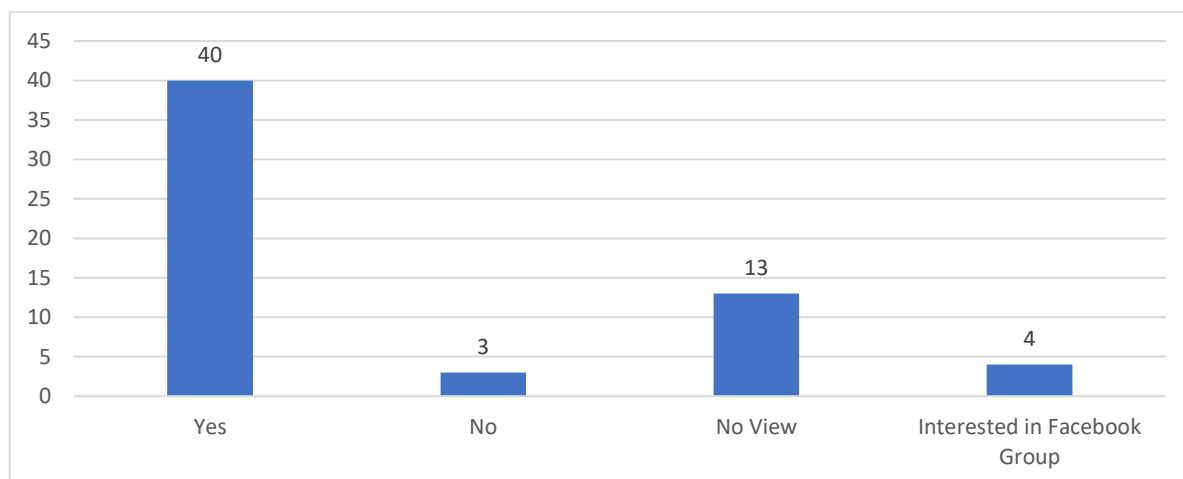
Q5. What do you think of the following aspects of the Police service?



Do you have any suggestions for improvement?

- Never had to call on Police, but have seen zero presence
- Not enough
- No feel for level of police service to village
- An increased number of patrols in squad cars would be useful, not only for residents to recognise their presence, but also to potentially ward off criminals contemplating a crime.
- More visits to the village
- More mobile patrols
- They are never seen and we are aware of multiple break-ins in local villages. Increased funding for police to permit greater local presence and involvement to bring down rural crime.
- Never seen police or needed them in village
- Never used
- The issue is not about physical presence; rather it is overall capacity which is lacking
- More mobile patrols
- More local officers/improved presence

Q6. Would you like to see the Neighbourhood Watch scheme re-instated in Wolverton village?



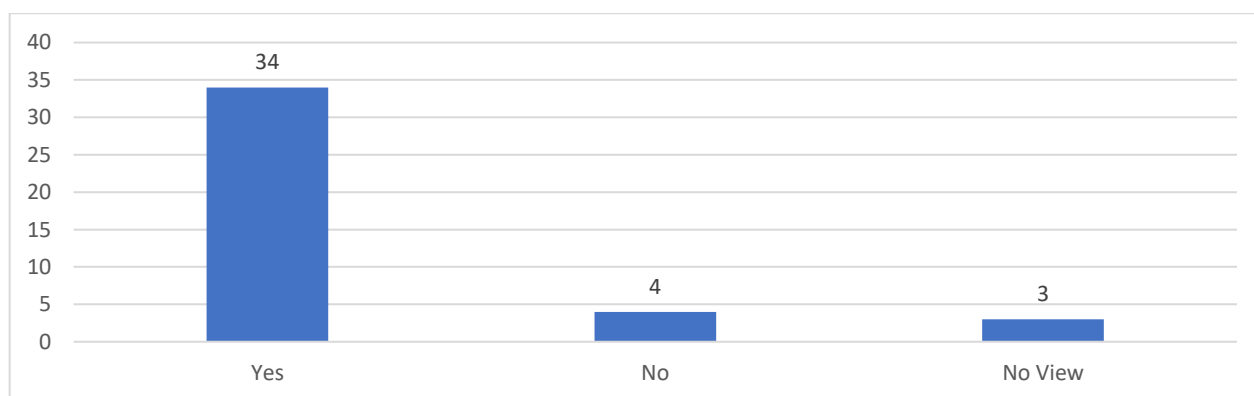
Comments:

- I am interested in NW Facebook group
- Interested in Facebook Group
- Yes but we are part of Norton Lindsey Watch
- I don't use Facebook, how about WhatsApp?
- Yes but not for me as I'm in Norton Lindsey neighbourhood watch
- Yes and Facebook
- We are in Norton Lindsey Facebook

Q7. Comments about local Fire, Ambulance and Medical services:

- Adequate
- All good
- All I have used have been very good.
- Ambulance and medical services good
- Ambulance medical services excellent
- Ambulance service were excellent when we needed them last year, Warwick hospital were superb too.
- Ambulance, medical excellent,
- Excellent
- Excellent
- Excellent GP service at Budbrooke surgery
- Good services have been provided
- Good services provided by Ambulance services
- Have used Claverdon surgery, its very good. Not used fire/police/ambulance
- So far I am satisfied with all three, good GP practice at Claverdon
- Claverdon doctors very good
- Reasonable response times
- Claverdon Surgery poor, closed much of the time
- Difficult getting appointment at Claverdon or Trinity Court
- Difficult to get medical appointments at Claverdon Surgery unless an emergency
- No, though they wont find us easily in case of emergency!
- We are concerned by the potential for delay in the arrival of such services if needed.

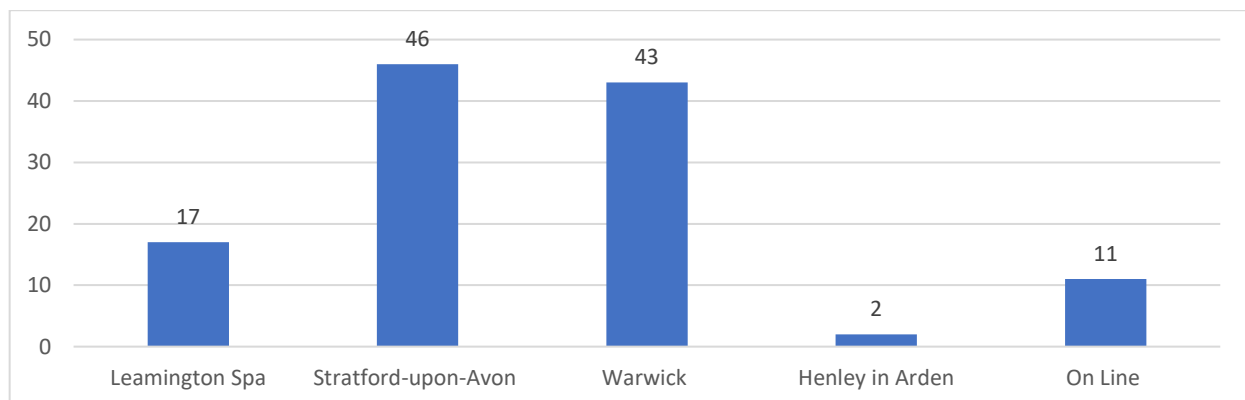
Q8. There is currently a defibrillator in Wolverton Church Village Hall and Norton Lindsey Village Hall, therefore would you like more defibrillator training?



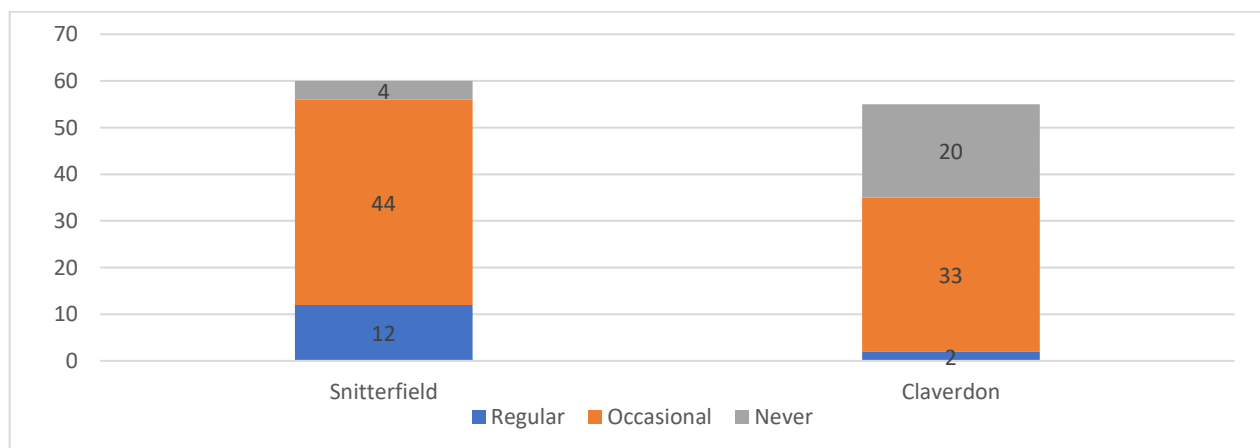
What other first aid related community activity might be useful?

- First aid
- First aid course
- First Aid training
- General emergency first aid
- General first aid
- General first aid training, including what to do in choking/drowning etc
- Generic First Responder training would be useful
- Community first aid course.
- CPR training perhaps?
- Basic life support
- Lifesaving generally
- Lifesaving generally plus choking training
- Resuscitation training (not just Defib)
- It might be useful to understand if we have any trained medical staff and first aiders. This is not intended to replace 111 but purely in the case of an emergency.
- Only because I already get training at work
- Trained at work

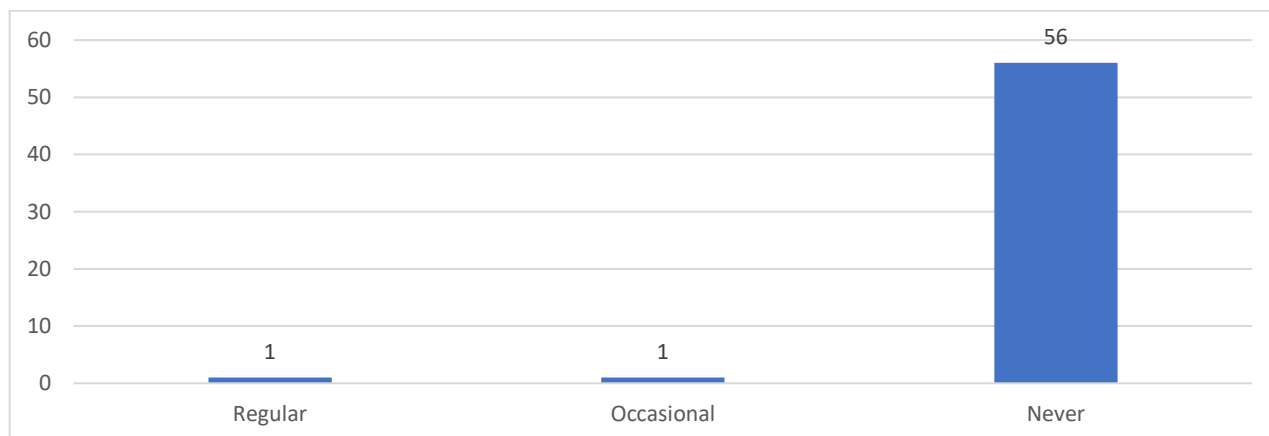
Q9. Main grocery shopping carried out:



Q10. Use of local shops:



Q11 Do you or your family use the local bus services?



If you do use local bus services, please state purpose of journeys e.g. school, shopping, work etc:

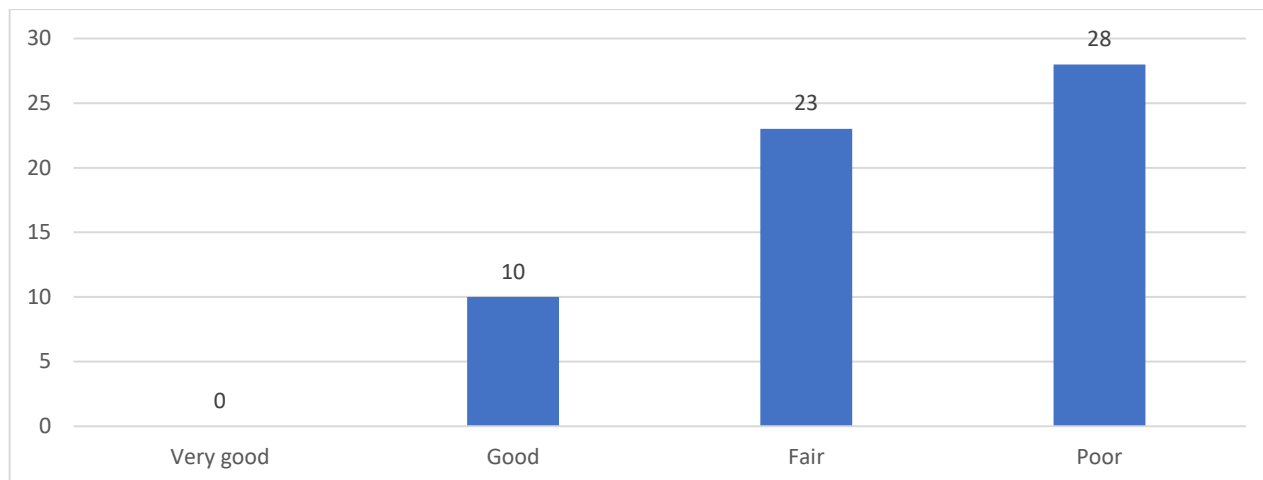
- Don't use yet but its good to know its there
- I no longer drive but get lifts
- Leisure
- no bus service (x 2)
- school (x2)
- school bus

Q12 What improvements to the bus service would you like to see ?

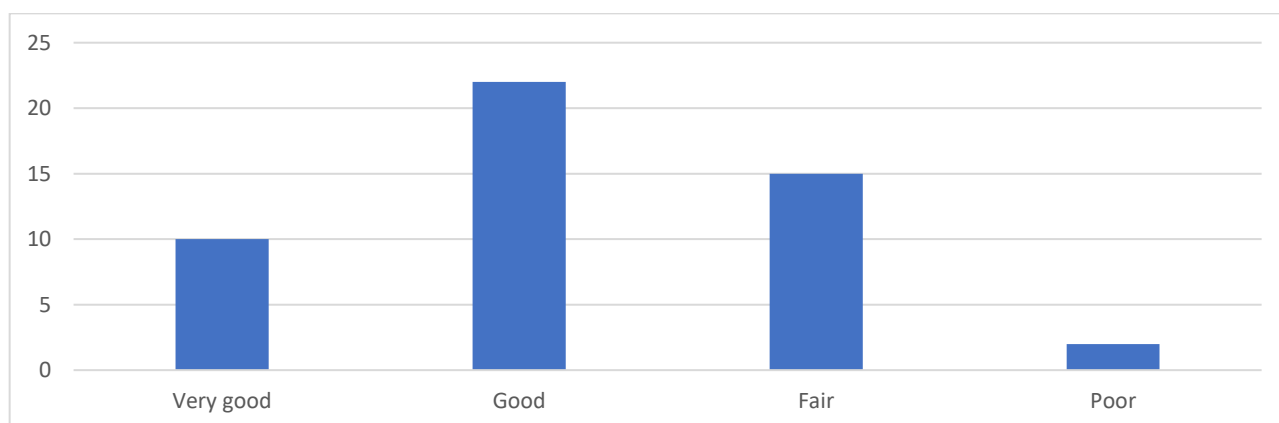
- Frequent bus to Stratford and Warwick including Warwick Parkway.
- I would use the bus if they ran to and from Warwick or Stratford, especially evening weekends. This the main thing I think the area lack is good public transport links
- If there was a regular bus service to Warwick or Stratford, I would use it
- If there was a regular service to Stratford or Warwick, I would use it
- into Warwick station, into Warwick at work times
- No view
- None reqd
- Not required by me
- No view
- Regular services to Stratford and Warwick
- Stratford Town centre
- Stratford town centre and Warwick centre
- To Stratford and Warwick say three days a week.
- To Warwick, Stratford, Henley weekend seasonal local even bus
- Warwick Parkway and Stratford occasional use only
- Would use a more frequent service to Stratford or Warwick
- Young people might benefit from a bus to Stratford or Leamington at weekends

Section D – Infrastructure

Q13. Rating for maintenance of roads in the Parish:



Q14. Rating of the gritting arrangements in the Parish:

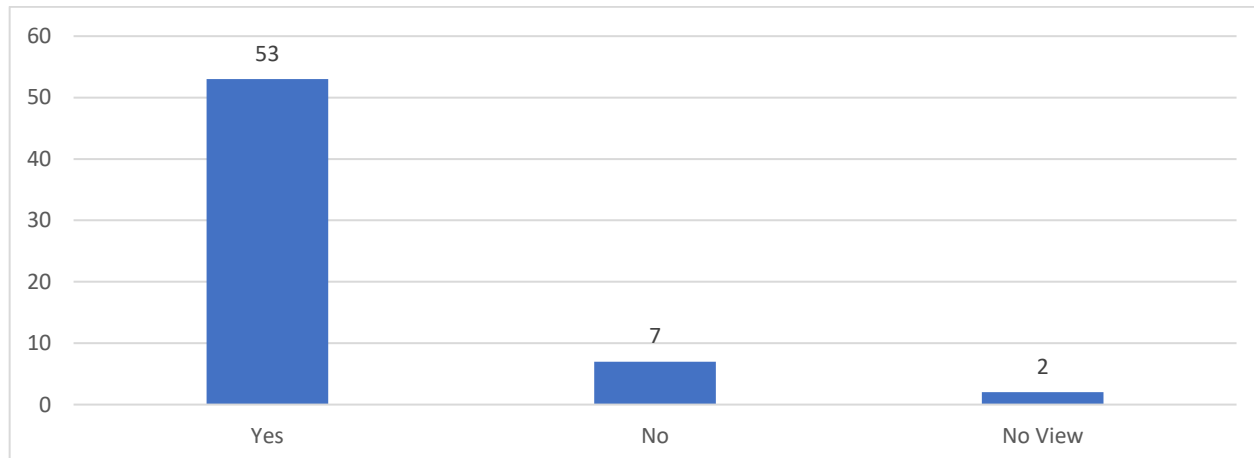


Q15. Aspects of local road or verge maintenance that you would like to see improved:

- Ditches cleared regularly to prevent flooding. Pot holes repaired
- Drainage needs sorting out - especially on Wolverton Road
- Fill potholes urgently. Improve Saddlebow Lane.
- Footpath between Wolverton and Wolverton Fields can be overgrown. Increased frequency of hedge cutting in the summer months on the footpath linking Wolverton to Norton Lindsey.
- Maintain as much 'wild' verge as possible to encourage wildlife.
- Over grown footpaths
- Path to Norton Lindsey needs redoing. Path up to church slippery
- Pavements need to be kept clear and hedges cut back
- Persistent verge damage on south side of road from crossroads to Red Horse corner and around village green.
- pot hole filling and surface water drainage
- pot hole repairs
- Pot holes to be filled in
- Pothole repair and drainage
- Pothole/road edge deterioration, Hedgerow trimming/overhanging trees

- potholes
- Potholes could be repaired more speedily
- Potholes in Saddlebow Lane
- Potholes on Saddlebow Lane and Langley Road
- Potholes, resurfacing and clear hedge overhangs
- Prompt action needs to be taken to repair dangerous potholes
- saddlebow - overhanging trees
- Saddlebow Lane edges poor
- Saddlebow lane is hazardous in the extreme and pot hole maintenance to be improved
- saddlebow lane many pot holes, footpath on Wolverton fields opposite Oak trees and saddlebow cottage often floods and impassable
- The footpath to Norton Lindsey is overgrown and there are lots of trip hazards
- The installation of drains on various graduated local roads where run-off from fields uses the road as a water course and erodes the verges.
- The main road problem is the dip at bottom of hill into Snitterfield, main footpath problem is up to the school
- The pathway on Wolverton road (from end of village upto the animal sanctuary) is very narrow and often overgrown making it feel unsafe to walk along with a dog and/or small children and/or a pram.
- The road from Wolverton to the Henley road - verges are awful
- The state of local roads is shocking. Saddlebow lane and Langley Road are an accident waiting to happen
- Yes - the road to Claverdon needs upgrading with kerb stones
- Yes. Very properly done on road leading up to Warwick Road from Wolverton
- Pot holes eg Saddlebow lane

Q16. Is roadway flooding a problem locally:

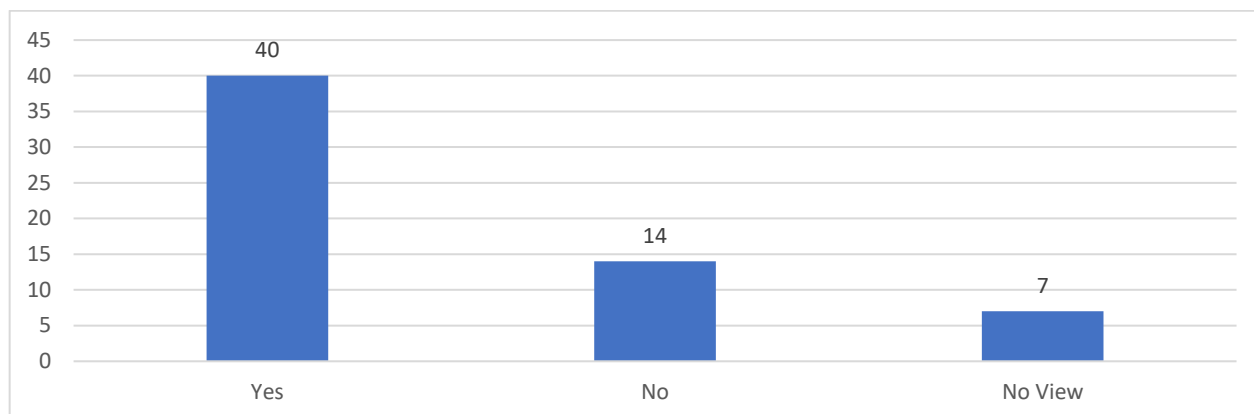


Comments:

- 1 At bottom of hill towards Snitterfield (2 locations) Not deep but causes traffic to cross centre line where forward vision is limited. 2. Road and pavement flooding near Oak Trees causing pedestrians to walk in middle of road
- A couple of badly drained spots but doesn't qualify as flooding
- already raised with clerk
- Always flooding at bottom of Wolverton hill
- always floods on road to Snitterfield and on Wolverton Fields road
- At times of bad rain otherwise OK.
- Bad or blocked drainage by farm between Wolverton and Snitterfield
- Becoming more of a regular problem. Flooding on routes into the village - Snitterfield/Langley bridge/Claverdon station
- Below the Grange, outside Oak Trees, road from Wolverton to crossroads.

- Between Wolverton crossroads and school, Between Norton Lindsey and Warwick (before Hampton on Hill turn), Between Norton Lindsey and A46
- Between Wolverton and Snitterfield
- Certain parts often flood after heavy rain
- Flooding at junction by Wooley sheep sanctuary, outside Oak Trees on Wolverton Roads, Old Warwick road end of Saddlebow.
- From time to time at the north entrance to the village
- Heavy or prolonged rain regularly causes flooding issues in a number of places but the worst problem is always on the Wolverton road to Snitterfield.
- In and out of village
- In extreme conditions I know some areas flood but this is to be expected. Generally, the roads are very good. More of a challenge are the springs in the area.
- My car written off in flood in November on Warwick Road approaching Littleworth Farm which is NL but still local
- Near oak trees and between Wolverton -Snitterfield
- Occasional flooding 100m west of the school
- Occasionally after heavy rain - locally but not in Wolverton
- on all three roads
- pass school, between Wolverton and Snitterfield
- Recent flooding across Saddlebow Lane leaving dangerous debris which hasn't been cleaned a week later.
- Recent hot weather persistent flooding to/from Norton Lindsey
- Regular unblocking of drains would help everywhere
- Roads flooded with recent heavy rain
- Roads regularly flood, my wife's car written off in one
- Saddlebow and jct with A1489
- Saddlebow Lane
- Saddlebow lane
- Saddlebow Lane and the Wolverton road to Snitterfield
- See above
- Several roads impassable in recent flooding
- Some areas are quite bad especially in the hollows down by the farm
- The puddles at the bottom of the hill appear to be getting both larger and more frequent
- This year's rainfall admittedly has been exceptional but with the same areas flooding on a regular basis the County Council should recognise this and commission the necessary works accordingly.
- Water on Snitterfield road due to lack of maintenance of roadside ditches and grips
- Wolverton Fields out of Wolverton village towards Snitterfield
- Wolverton road and also out towards M40
- Wolverton road by school
- Both ends of village / Saddlebow lane

Q17. Places in the Parish where speeding, parking or other road safety issue is a problem:



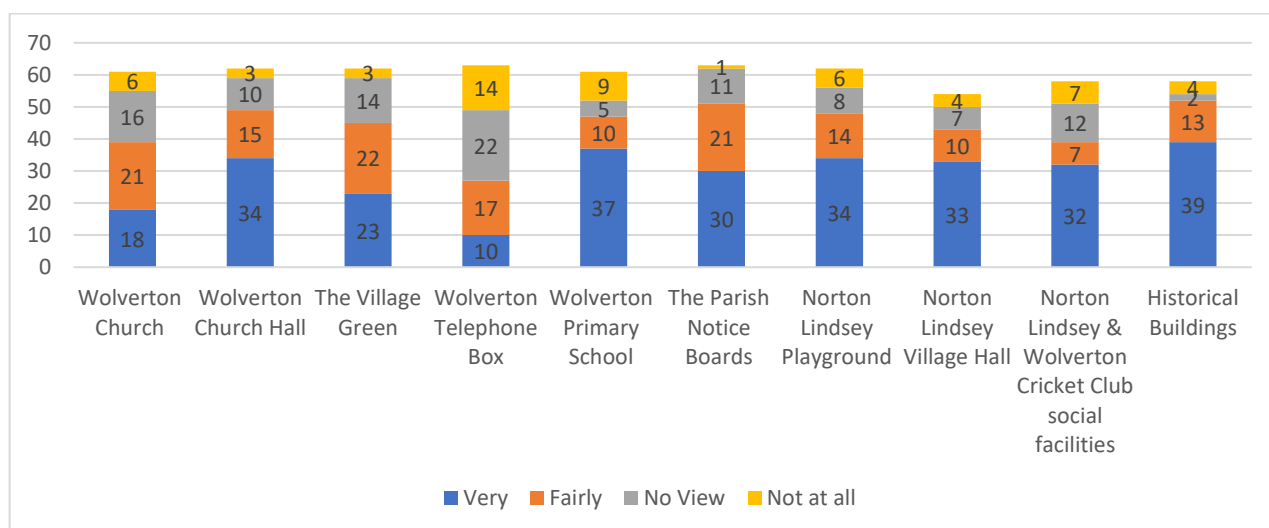
Suggestions for improvement:

- Parking on (and blocking) the pavement
- Cars regularly speed going past the school and into Norton Lindsey. Speed bumps at the 30mph sign would be ideal.
- By Wolverton school/On Langley Road/ Saddlebow Lane - frequent egregious speeding and lack of consideration for other road users.
- Cars accelerating as they come out of Norton Lindsey and speeding past the school. Speed limit of
- Cars left on roadside when room on car park
- Cars speed through Wolverton village - maybe a speed hump would slow them down. They come round the bend into Wolverton from Norton Lindsey very fast sometimes.
- I would like to see the 30mph limit on Snitterfield Lane into Norton Lindsey brought out and extended to include Blacon Track because of all the dog walkers who use it. Often with young kids and there is no pavement
- Langley road
- Large puddles and potholes are a danger to cyclists. The potholes and eroded road edges are dangerous and damage vehicles. In several places' overgrown verges and hedges obscure vision on roads
- Little or no observing of the 30mph speed limit in the mornings particularly on the rat run, needs police monitoring and prosecutions.
- Not slowing down at speed limits
- Outside school
- Past school and into Norton Lindsey
- Potholes
- Red horse corner
- School should be 20mph permanently and cameraed
- Some improvement to slow passing/through traffic; could be humps, rumble strips, slowdown lights
- Some passing motorists ignore the 30mph limit, particularly dangerous where single lane exists
- Some speed restrictions are necessary along Wolverton Road
- Speed humps along Wolverton road would be ideal but extending up towards the animal sanctuary in order to make pedestrians on the narrow pathway safer.
- Speed of cyclists in an organised cycle race. Ideally, they shouldn't go through the village at all.
- Speed of traffic through Wolverton main street 30mph
- Speeding through village
- Speeding through Wolverton and surrounding areas. The Wolverton road is a very convenient short cut from Stratford to Warwick. Some efficient speed control systems should

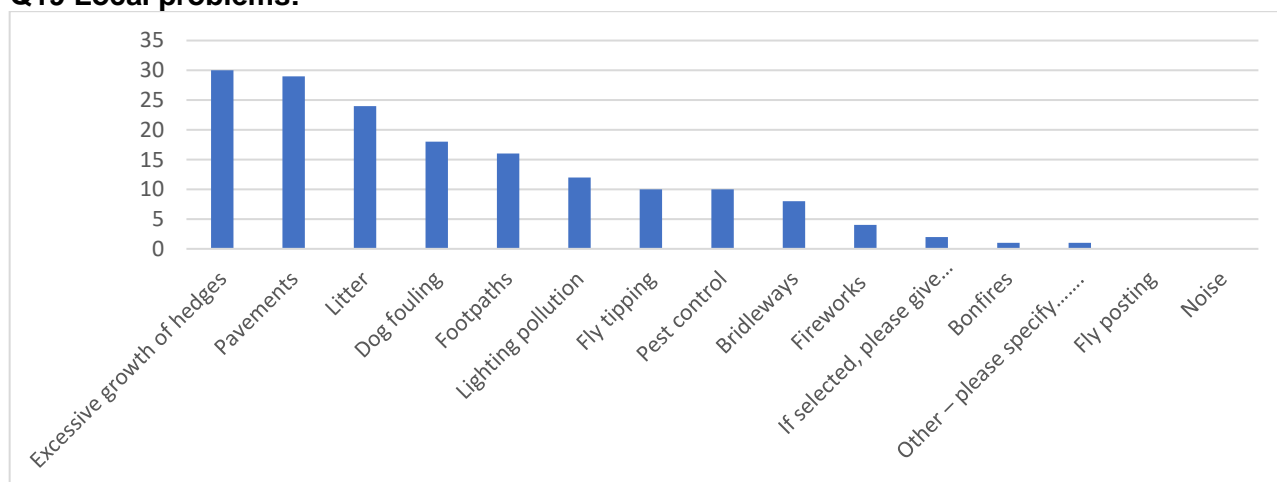
be put in place before someone is severely injured or worse killed. Speeding in this village is not just cars but large vans and lorries.

- Speeding through Wolverton village, more frequent monitoring.
- The only problem is the behaviour of folk at school collection/delivery times. Some weird driving behaviour regularly spotted
- There could be more speed cameras/police on the lookout.
- Through traffic from north of village entering at speed and coming face on to parked cars and/or traffic heading north.
- Through village, speed bumps or a chicane
- Whilst the blocking of our entrance by parents dropping their children is less of a problem than in the past, the general melee is still an issue for those living on Wolverton Road. But there is probably no solution to this.
- Speeding through village including school coaches. Parking on Friday night outside village hall

Q18. Importance of local assets:



Q19 Local problems:



Excessive growth of hedges

- Pavement leading to Wolverton village from Wolverton fields
- Hedge growth only Rylan Forestry's hedge over grown
- They need to clean up after
- Not so much excessive growth but failure to clear up debris after cutting. (x 2)
- Particularly coming in from North end

- Hedges restricting visibility and walking
- Verges are overgrown making walking and driving difficult in places
- Hedge and weeds/soil make pavement between crossroads and village difficult.
- Some areas
- Saddlebow Lane
- Hedges out of village towards cross roads continues to force pedestrians into road - not a huge issue
- Excessive growth of hedges over the pavement especially between the village and the right turn to Norton Lindsey.

Pavements

- The footpath from meadow view up to the school needs a good clean up and digging back
- Cracked pavements on Wolverton village road
- Poor condition in village caused by pavement parking and path from crossroads to school suffers from vegetation encroachment consequently unsuitable for push chair or wheelchair use.
- Very poor and dangerous in parts
- Hedgerow on pavement side needs cutting back
- Just the pavement towards NL
- Pavements uneven and a trip hazard in village.
- Minor repairs and hedges overhanging pavements
- The pavement itself needs to be cleared of weeds and other debris, especially on the stretch between the Langley crossroads and the school

Litter

- 2 x Litter thrown from cars
- Most roadside verges
- Have picked up sacks of litter between Wolverton and Xroads and from Xroads to Langley Green
- We collect litter along the verges every time we are walking.
- Small amount of litter we collect in our vicinity Do see litter thrown in area on our travels.
- Litter along Langley Road and from crossroads to village.
- Minor
- Along Langley Road
- Sides of road to Langley

Dog fouling

- People not cleaning up dog mess near rescue centre farm on path.
- Big problem

Footpaths

- From school to corner
- Signage missing or in poor condition
- Footpaths by fields need clearing/cutting back/clearing of long grass
- Overgrown hedges

Lighting pollution

- Very sad
- Light pollution all night from farm rescue centre
- Floodlights left on continuously
- The lights from the rescue farm on the crossroads are on all night. Ingon Manor golf course as lit up all night and can be seen from Henley and Stratford!
- The lighting from Woolly sheep sanctuary is noticeable throughout the night.
- Woolley Park Farm
- Animal refuge

Fly tipping

- Growing concern
- There is regular fly tipping in this area
- We do see fly tipping on occasions in local area.
- Fly tipping is an occasional problem in the entrance to fields

Pest control

- Rats recently a problem
- There are rats about probably due to the very high water table and full sewers
- Recent appearance of rats in garden but I suspect this is related to very wet weather
- Lights from animal sanctuary - the poor sheep are being kept up at night.
- Rat and mouse problems
- Vermin, especially rats is a problem several times a year

Bridleways

- Bridleway to Blacon Farm in very poor state
- Bridle way going up to Blacon Farm is in very poor state
- Bridleways overgrown preventing access and enjoyment of walking in and around fields

Fireworks

- Sanctuary
- Mainly Nov 5 & Dec 3 in village

If selected other, please give details

- Older residents seeking to preserve area failing to appreciate village needs to evolve to survive

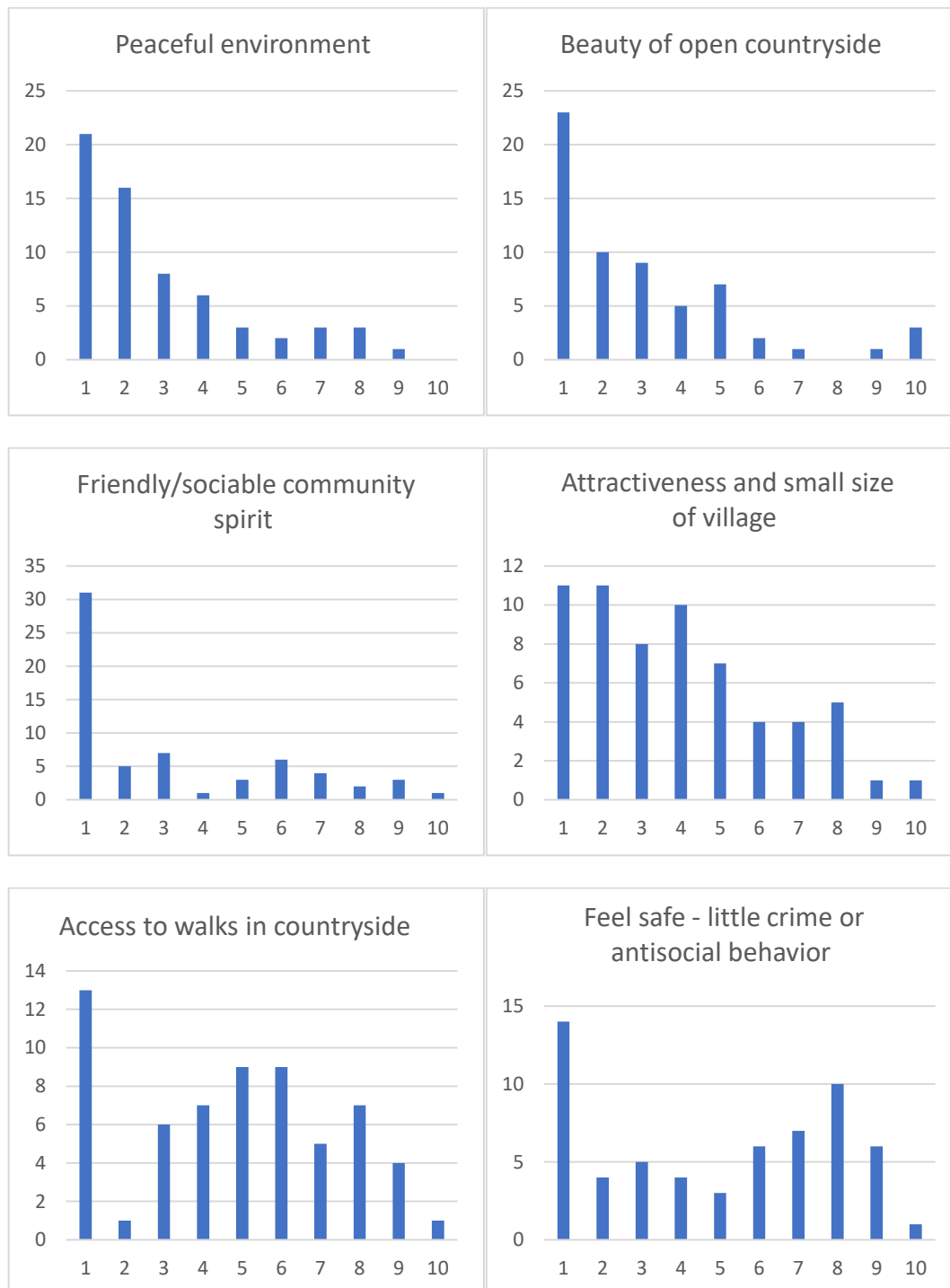
Q20. Aspects valued most about living in Wolverton Parish.

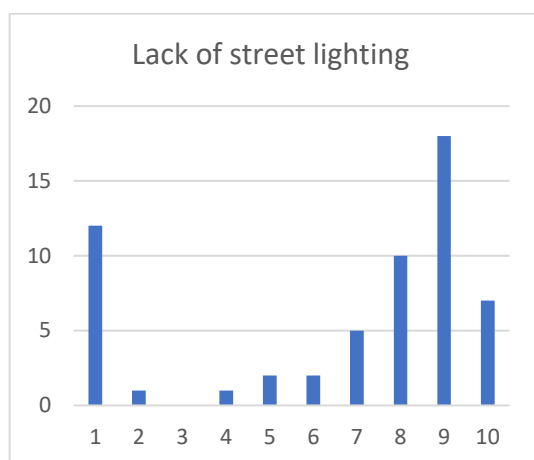
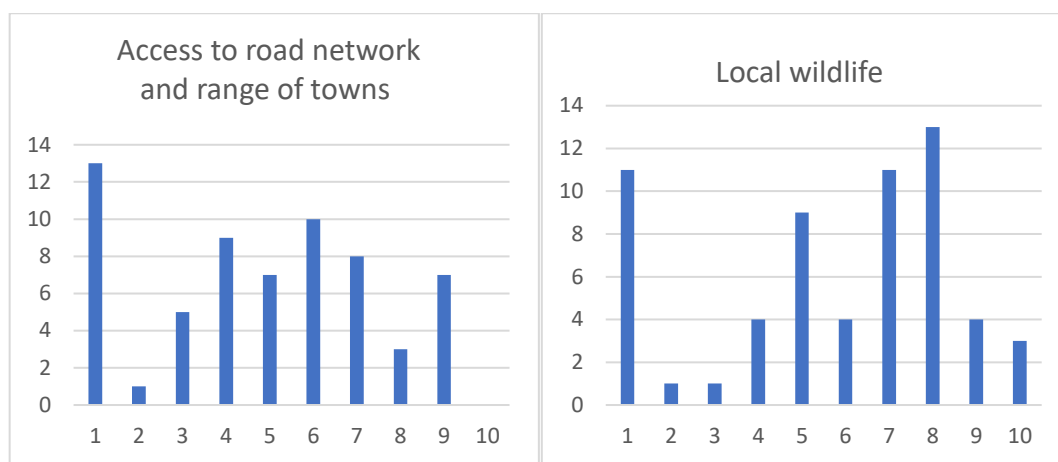
Scored at 1 most valued, 10 least valued:

Ranking:

- | | |
|------------------|--|
| 1 st | Peaceful environment |
| 2 nd | Beauty of open countryside |
| 3 rd | Friendly/sociable community spirit |
| 4 th | Attractiveness and small size of village |
| =5 th | Access to walks in countryside |
| =5 th | Feel safe - little crime or antisocial behaviour |
| 7 th | Access to road network and range of towns |
| 8 th | Local wildlife |
| 9 th | Lack of street lighting |
| 10 th | Other |

Scores :





Other additional aspects:

- Animal Charities
- Wolverton is beautiful, quiet and natural.
- Working farms in village. i.e. snow clearance, fallen trees
- Village school
- The New Inn

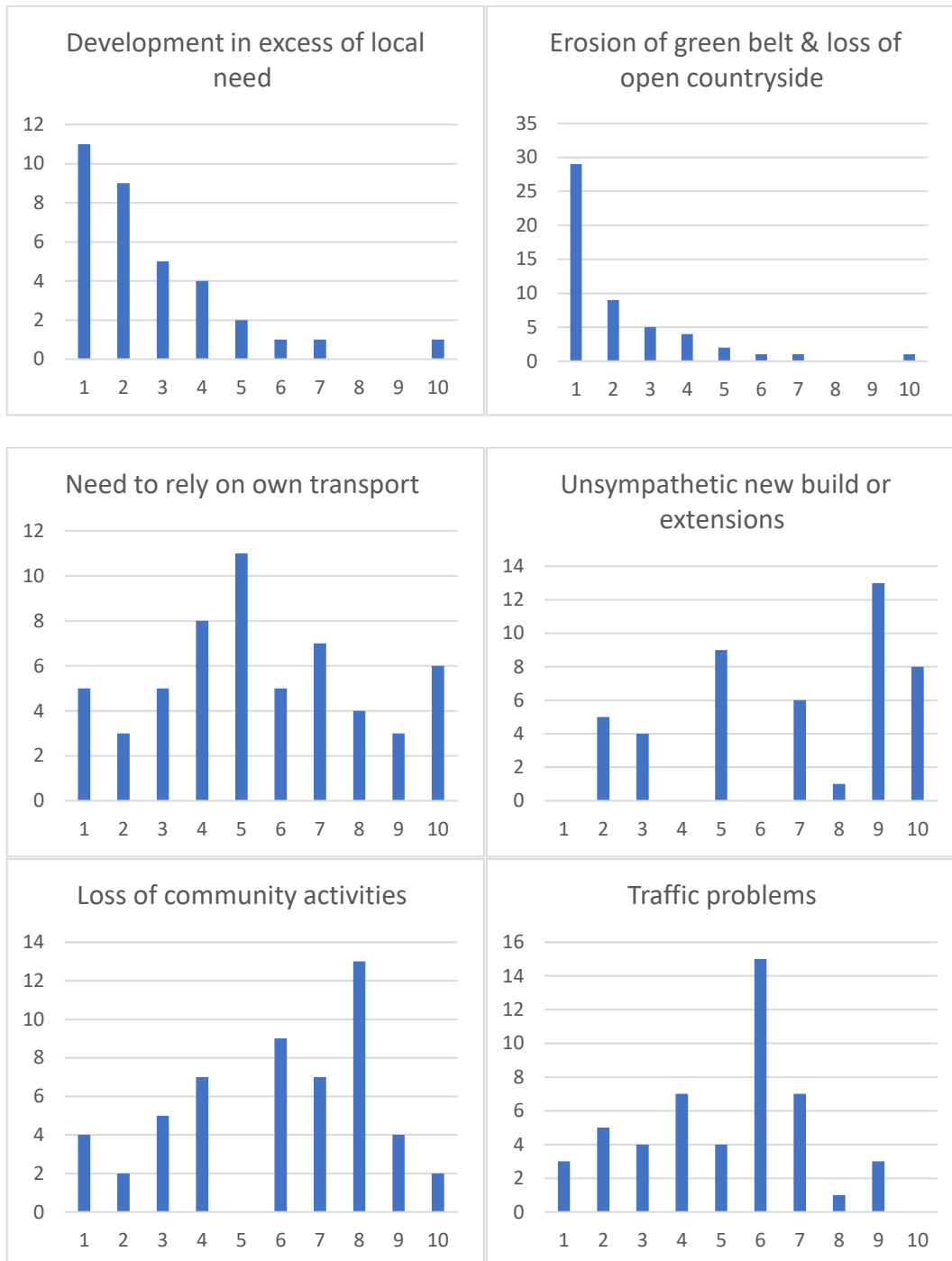
Q21. Issues of most concern about the future of Wolverton Parish.

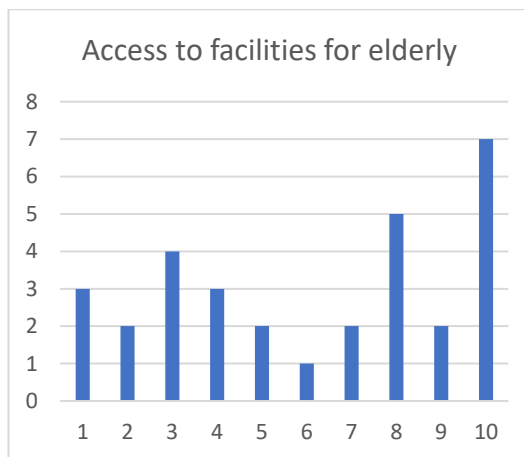
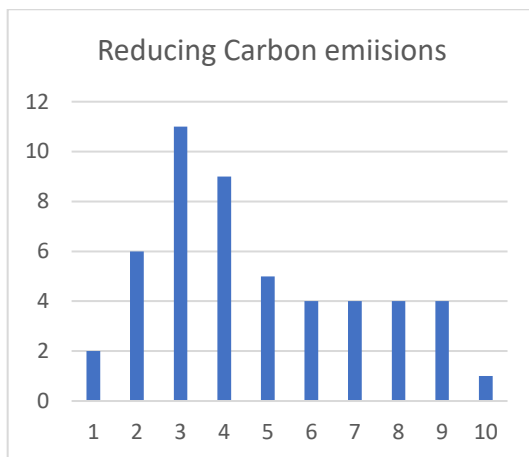
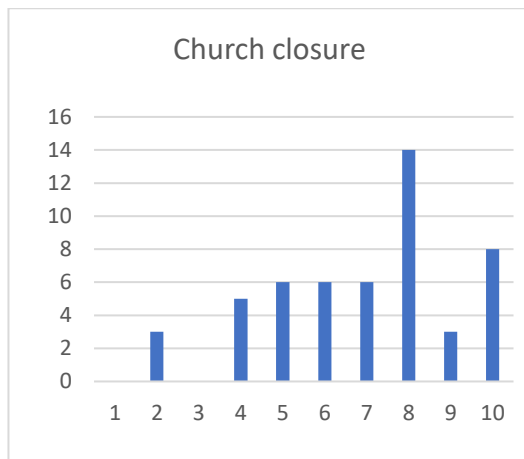
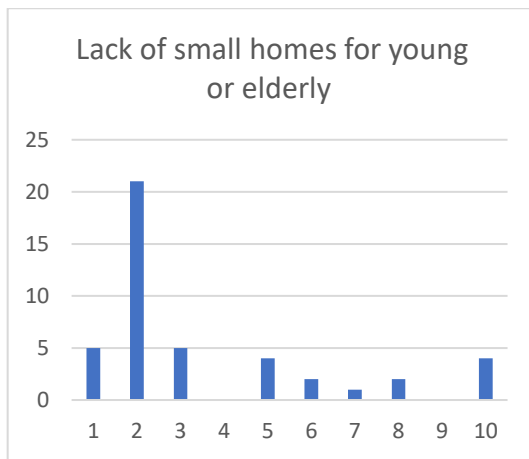
Scored as 1 being the most important to 10 least important:

Ranking:

- | | |
|------|--|
| 1st | Erosion of green belt & loss of open countryside |
| 2nd | Development in excess of local need |
| 3rd | Need to rely on own transport |
| 4th | Unsympathetic new build or extensions |
| 5th | Loss of community activities |
| 6th | Traffic problems |
| 7th | Lack of small homes for young or elderly |
| 8th | Church closure |
| 9th | Reducing Carbon emissions |
| 10th | Access to facilities for elderly |

Scores:

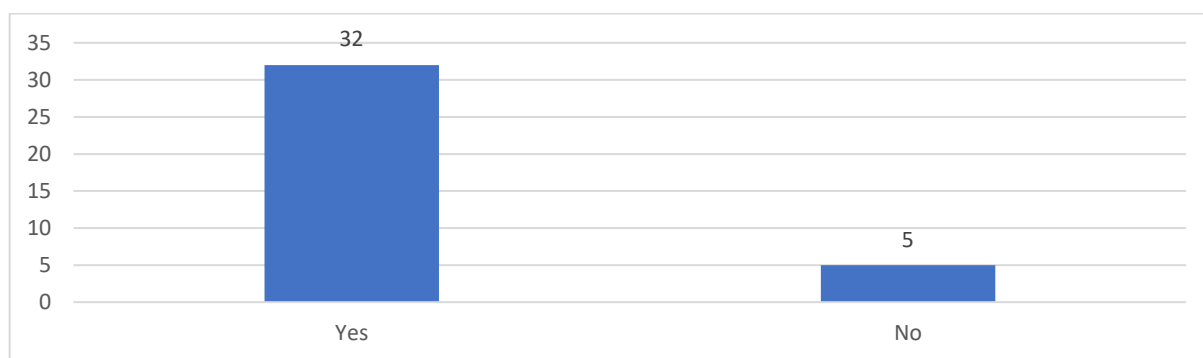




Other concerns raised:

- Ever growing problem with more traffic i.e. big lorries and vans and problem is only going to get worse.
- Further erosion of farming community
- Lack of access to Claverdon Station
- Might be helpful to exchange ideas with other parishes about reducing carbon emissions this? I believe Snitterfield has an active climate change/energy awareness group
- More interested in being carbon negative, reduction of emissions helpful but not one for local control, could encourage measures to reduce carbon footprint eg tree planting support.
- Poor mobile phone and broadband
- Resistance to proactively change
- Speeding

Q22. Do you take part in any activities, sports, or events locally or would like to see any locally?



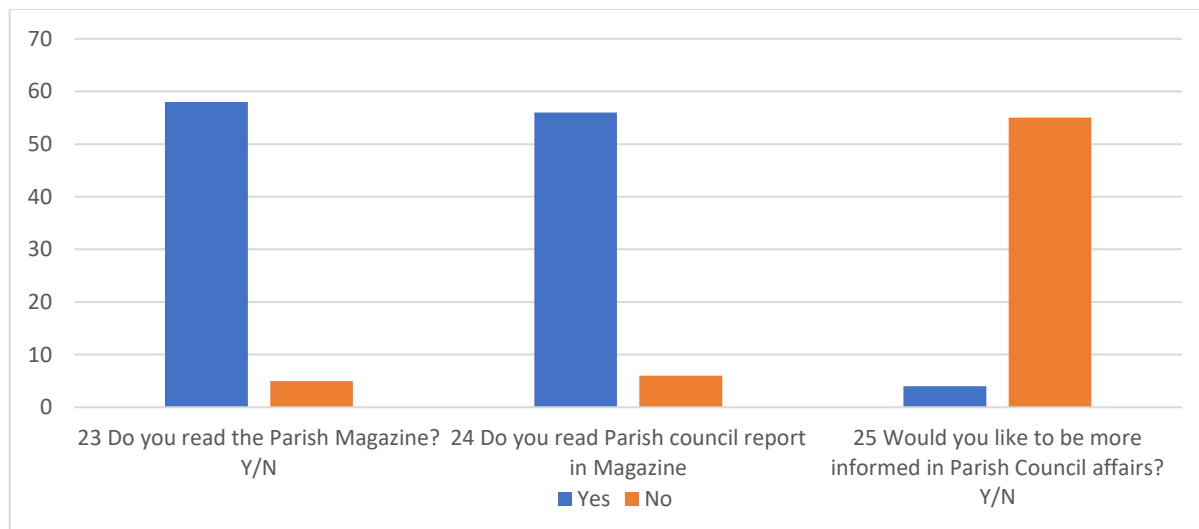
If so, what and where?

- Attend village hall functions and church services
- Bowls club Snitterfield
- Church festival, summer fetes, Christmas party, village BBQ
- Cricket and dominoes at NL and Wolverton CC
- Cricket coaching, summer fete (Norton Lindsey park)
- Cycling with friends from mainly Claverdon, Tennis at Claverdon and Ardencote
- events in village and village hall
- Functions in church hall and elsewhere. No sports.
- Golf Henley
- Happy with level of events for older people. Maybe more for younger people/families
- Hunting Field Target (HFT) shooting for air gunners - there is nowhere round to do it.
- It's a sociable village already. I'd try to maintain/encourage that spirit with a variety of offers - a film, a musical, a story-teller, an alcohol tasting event etc
- Norton Lindsey summer fete and Snitterfield summer fete and bonfire, Wolverton Church fete, summer BBQ, Christmas party, meeting Santa, bowls evening
- Norton Lindsey village hall activities (various)
- Pilates at Norton Lindsey village hall Wolverton Walking Group
- Play cricket at NLWCC, Kids do cricket coaching at NLWCC Participate in community events inc. Fete, progressive dinner, etc
- Pub, fete, spear
- Snitterfield sports
- Snitterfield tennis
- Social activities at church hall, great village for social activities
- Support cricket teams, attend events at NLVG
- Tennis and badminton and swimming in Claverdon. Walking.
- Tennis at Claverdon
- Tennis at Claverdon and Ardencote
- Tennis at Snitterfield, film night at Snitterfield village hall, would be good to hold in Wolverton
- Tennis in Snitterfield
- Village Hall events, Scottish Dancing, Pilates (Norton L) Flix in Stix Snitterfield monthly ramble
- Village Hall Wolverton social events
- Church and church hall events.
- Pub in Norton Lindsey
- WI Norton Lindsey village hall
- WI Norton Lindsey
- WI Norton lindsey
- All events in Wolverton
- WI WLVH, Tai Chi NLVH, support fund raising. Would like to see a yoga class in NLVH
- Everything in Wolverton and Norton Lindsey
- Hikes, pub quiz
- Would like the table tennis club to start up again in Norton Lindsey

Q23. Do you read the Parish Magazine?

Q24. Do you read the Parish council report in the Magazine?

Q25. Would you like to be more involved in Parish Council affairs?



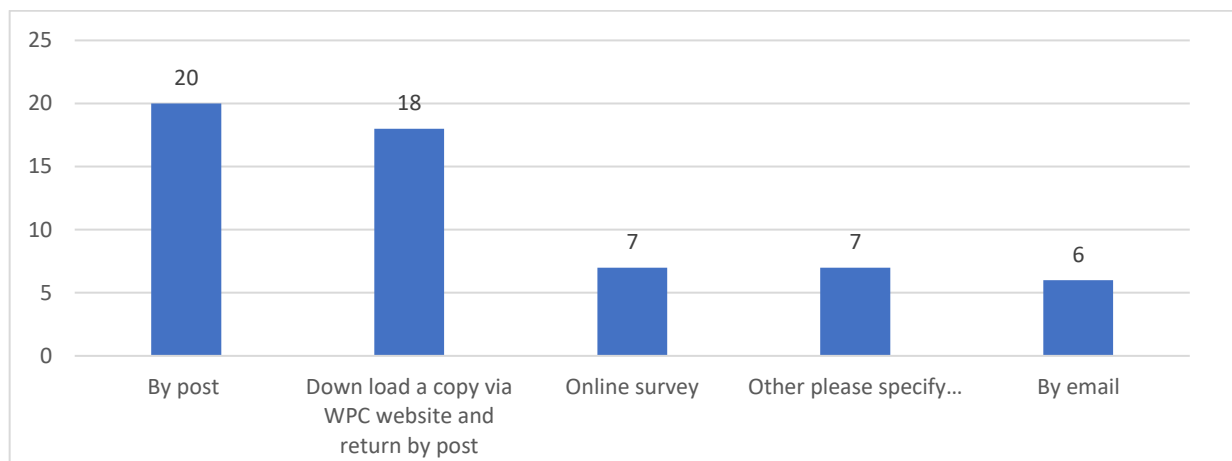
Features you like in particular in Parish Magazine, or would like to see:

- Dorothy Mann's report. Diary of forthcoming events is not so evident for Wolverton Parish
- Excellent local history notes
- Farm life
- Farming Calendar
- Find useful
- Fun activities/puzzles
- Like - local history, Wolverton PC report, nature notes, Farm Diary
- Manor farm diary, local events
- Manor farm diaries, local history
- Manor Farm diary and local history and wildlife/environment
- Manor farm updates
- More local wildlife features
- More opportunity to comment - maybe letters to the Editor
- Nature items, history, functions.
- Parish council report!
- Really enjoy the history section, Love to see more history and interesting local stories/facts village updates/ activities

Q25. How would you like to be more involved in Parish Council affairs?

- Happy to feed into more surveys etc.
- In future
- Maybe in the future but I'm torn whether to participate in NLPC or WPC - as I live closer to NL and use NL facilities
- Would volunteer for organised litter picking

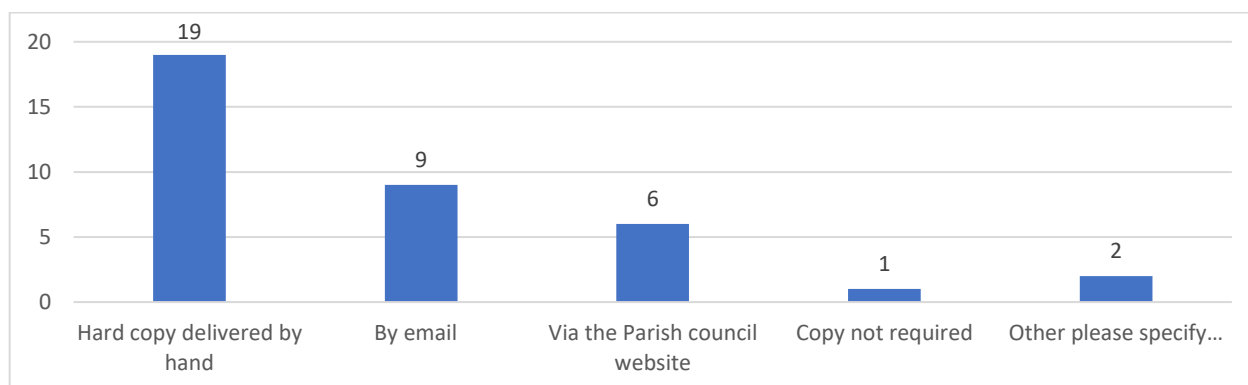
Q26. In the future how would you like to complete and return the survey?



Other specified:

- As now
- By hand
- Hand
- By hand
- By post or email to WRCC to maintain anonymity
- Keep paper option for non-IT users
- Not fussed

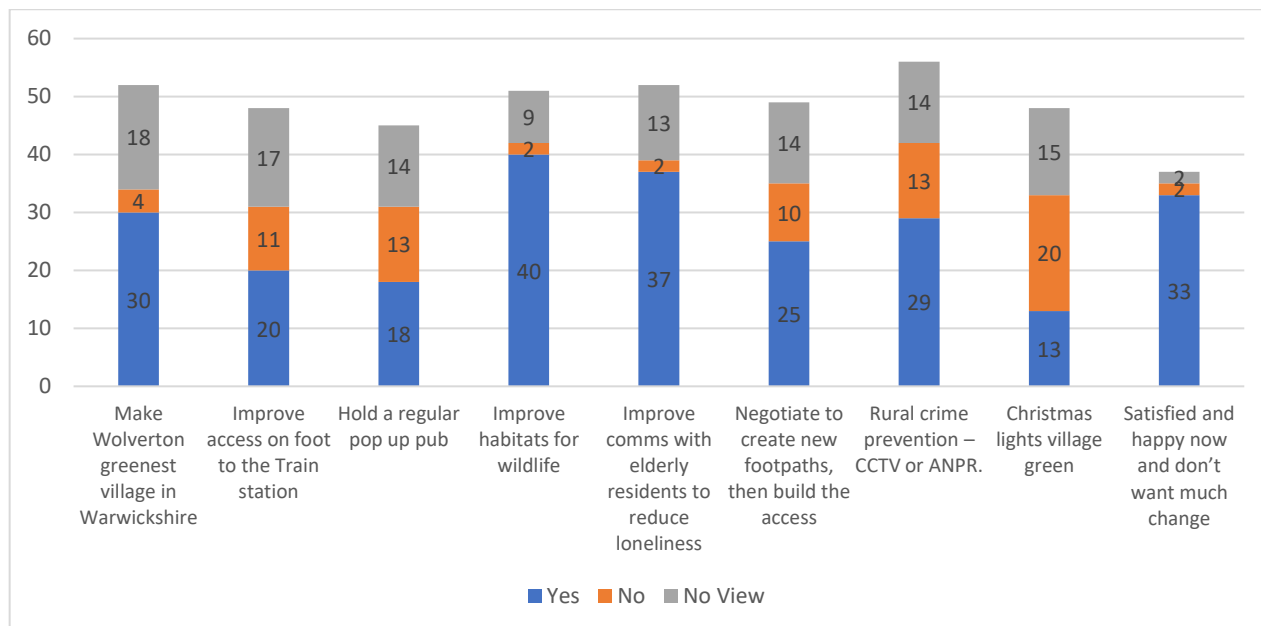
Q27. How would you like to see a copy of the final Parish Plan?



Other specified:

- in Parish Magazine
- Meeting to discuss

Q28. Some possibilities are here but please tell us what you think would be good for our Parish:



Q29. Finally...If you could change one thing

- 2 electric charge points for cars to encourage switch to hybrid/electric technology
- A pop-up pub that is open at least once a month. This has the potential to do so much for the village in terms: 1. Reducing the sense of loneliness for the elderly. 2. Providing a sense of community and connection with others. 3. A focal point for necessary meetings in a relaxed atmosphere. 4. The ability for younger families to meet and socialise which is difficult currently without the need to drive. Personally, I love the New Inn because it is a pub for the local people, and it caters for all age groups. I would hate a pop-up pub to compete with this and wonder if this could be an extension of The New Inn and run by the same people for the mutual benefit of both sets of villagers?
- Better communication. Communication on local issues seemed to be poor but has improved in recent months with communications by email from Rachel and the parish clerk. However, we feel this could be improved e.g. by circulating information on neighbourhood watch type issues. Not everybody will have access to email (or don't use it) so there could be more information available on the parish notice boards.
- Better local bus service at weekends, evenings to local towns villages
- Better mobile phone signal
- Better pavements in the village - overgrown hedges in North of Wolverton
- Better public transport links. Path or cycle way to station or buses to Stratford or Warwick more frequently with return journey
- Cable to Fibre broadband
- Can't think of one
- Community environmental initiative - eg group ground source heating
- Deal with the eyesore of the animal sanctuary
- Gas in the village
- Hedge maintenance/footpaths
- I think WPC are doing a very good job. Extend speed limit 75 yards both directions
- Improve bridle paths and footpaths in fields and surrounding area
- Improve broadband speed.
- Improve community interaction

- Improve digital improvement i.e. reception
- Improve footpaths and maintain theme especially through the village including over grown hedges
- Improve road conditions
- Lack of public transport
- Less speeding traffic past school
- Make Wolverton greener
- Make Wolverton the greenest parish in the UK!
- More people to support the church, it has been open for over 800 years, don't let our generation close it and be converted to a house!
- No 5
- No change needed
- No change required - village OK as it is!
- Pavement to station
- Please sort out the state of the roads. Tackle light pollution from farm animal rescue centre and Ingon Manor Golf range.
- Public Transport
- Rectory Lawn to become a real village green with perhaps some facilities for children or at least get it registered as a community asset
- Reduce light pollution
- Reduce speeding in Wolverton Fields
- Reduce the speed limit past the school, extend the 30mph limit from Norton Lindsey village
- Remove the light pollution at Woolly Park Farm. Stop the damage to the grass (WPC pay to be cut) by delivery vehicles to the sheep hotel.
- Restriction on all development of current village/parish boundaries. There is a gradual erosion of the green belt which initially appears public spirited but in truth a slow walk to future housing schemes & properties
- Road calming measures (One for Stuart – bring gas to the village 😊)
- Slow down traffic past school / Traffic calming
- Speed humps along Wolverton Road (2 responses)
- Try and do things that involve the whole family - we want younger generation involved to create a vibrant village
- Village efforts to reduce carbon footprint. Gas in village if possible. Environmental project would be good.
- Worried about lot of housing
- Would like fibre broad band in Wolverton fields

Q30. Other comments:

- 1. More greener and environmentally friendly in any way possible 2. Gluten free bakery or shop or bigger GF section in shops.
- 1 Film evenings in village hall 2 Green community initiatives 3 'Welcome Pack' for new people in village 4 footpath map with rights of way 5 poop bin up by Manor Farm
- Arrange occasional 'Wolverton Night/Day' at the New Inn. There is a lack of footpaths locally/ easily join to.
- Create a community garden/orchard in the 'new churchyard'; I am happy to help with creating this. Litter pickup - I do this sometimes and am happy to continue but am frequently away. Perhaps 2 or 3 of us could cover this.
- Create existing footpaths. I don't think there is a big issue with elderly loneliness.
- Do not allow the village green to be used as a turning circle. Ensure James Sinton repairs the damage to the village green.
- Dog poo bin would be good on the field beyond the church as it seems some dog owners cannot carry it back down to the one on Wolverton road/their homes

- Improve and widen Saddlebow Lane to make it safe and reduce flooding. Add a pavement to link to Claverdon Station. A big thank you to our Parish Councillors and Clerk.
- Improve existing footpaths Fast fibre broadband throughout the village
- Improve habitats for bats, hares and owls but open to positive suggestions for change
- In Wolverton we have quite an aged population who, in the main, seem to be active and self-sufficient. This won't always be the case and so the provision of a dedicated bus service should be initiated. There are a number of shops and facilities in neighbouring villages but these need to be connected more regularly during the day. For example, if some has a doctor's appointment the service can drop them off ahead of time and then collect them later.
- Outdoor cinema, Outdoor classical music performance I would support improved access to Claverdon station, It would be great if there was a bird/wildlife watching hut on one of the public rights of way
- Please sort out the state of the roads. We use the car to get everywhere and the potholes, erosion at side of roads and large puddles damage our cars.
- Regular litter picking parties - annually?
- Set up a green task force to encourage and facilitate all parish residents to abolish dependency on oil/gas for central heating. Eg set up wind turbines/ground-source heat groups/ solar panels / insulation Pub/shop
- We love our village as it is, so no major developments please.
- You need a regular London bound service at Claverdon station to make the second proposition worth consideration.
- Quick footpath to Norton Lindsey
- Summer flower displays/hanging baskets/tubs

Sincere thanks to all those that took the time to complete the questionnaire.

If you wish to be involved in the action plan, please contact the parish clerk via email on clerk@wolvertonpc.org.uk or by phone on 01789 730757.