

# Traffic Report

Traffic Overview from Fri Jul 1 2022 to Sat Dec 31 2022

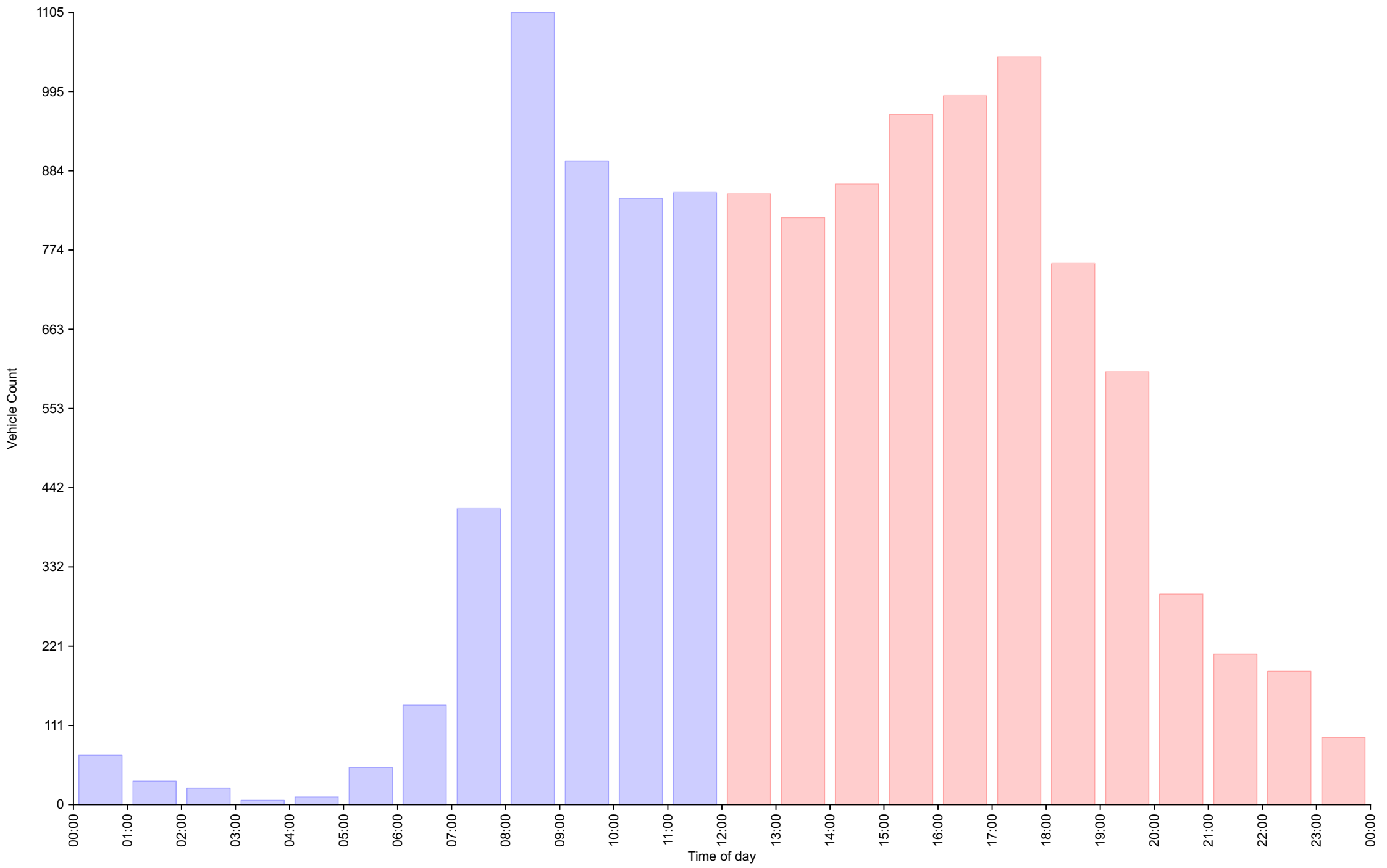
## Vehicle Speed Classes (Mph)

	<15	15 20	20 25	25 30	30 35	35 40	40 45	45 50	50 55	55 60	60 65	65 70	>70	Total	85th Percentile
00:00	0	2	11	26	18	7	3	<b>2</b>	0	0	0	0	0	69	35.6
01:00	1	2	2	9	11	4	4	0	0	0	0	0	0	33	37.1
02:00	1	1	4	7	7	0	2	0	<b>1</b>	0	0	0	0	23	32.5
03:00	1	0	0	1	2	0	2	0	0	0	0	0	0	6	<b>41.3</b>
04:00	0	0	1	2	5	3	0	0	0	0	0	0	0	11	36.0
05:00	2	1	4	18	11	14	2	0	0	0	0	0	0	52	36.6
06:00	1	2	10	45	29	42	<b>10</b>	0	0	0	0	0	0	139	37.7
07:00	3	2	28	138	176	<b>57</b>	8	1	0	0	0	0	0	413	34.3
08:00	7	26	<b>158</b>	<b>557</b>	<b>310</b>	44	3	0	0	0	0	0	0	<b>1105</b>	31.3
09:00	4	<b>34</b>	138	419	264	33	6	0	0	0	0	0	0	898	31.3
10:00	7	22	131	416	220	49	1	0	0	0	0	0	0	846	31.4
11:00	<b>16</b>	31	133	416	218	32	6	2	0	0	0	0	0	854	31.1
12:00	<b>14</b>	25	163	398	197	48	<b>7</b>	0	0	0	0	0	0	852	31.4
13:00	8	29	145	372	210	48	7	0	0	0	0	0	0	819	31.8
14:00	8	<b>37</b>	162	392	230	32	5	0	0	0	0	0	0	866	31.5
15:00	7	37	<b>186</b>	467	218	43	5	0	0	0	0	0	0	963	31.0
16:00	5	18	172	445	277	62	7	<b>3</b>	0	0	0	0	0	989	32.0
17:00	9	18	164	<b>480</b>	<b>298</b>	<b>70</b>	4	0	0	0	0	0	0	<b>1043</b>	32.0
18:00	2	15	115	359	202	58	4	0	0	0	0	0	0	755	32.3
19:00	3	22	116	245	176	34	6	2	0	0	0	0	0	604	32.2
20:00	2	6	47	117	100	16	6	0	0	0	0	0	0	294	32.8
21:00	2	5	36	81	66	14	4	0	<b>1</b>	<b>1</b>	0	0	0	210	33.0
22:00	0	3	22	67	70	19	3	2	0	0	0	0	0	186	33.8
23:00	1	3	4	19	38	22	5	2	0	0	0	0	0	94	<b>37.5</b>
AM Total	43	123	620	<b>2054</b>	1271	285	47	5	1	0	0	0	0		
PM Total	61	218	1332	<b>3442</b>	2082	466	63	9	1	1	0	0	0		
Total	104	341	1952	<b>5496</b>	3353	751	110	14	2	1	0	0	0		
Percent	0.86%	2.81%	16.10%	<b>45.33%</b>	27.66%	6.19%	0.91%	0.12%	0.02%	0.01%	0.00%	0.00%	0.00%		

Total Vehicles : 12124  
 30th Percentile : 25.4 MPH  
 50th Percentile : 27.5 MPH  
 85th Percentile : 31.9 MPH  
 95th Percentile : 35.3 MPH  
 Average Speed : 28.0 MPH  
 Highest Speed : 56.8 MPH

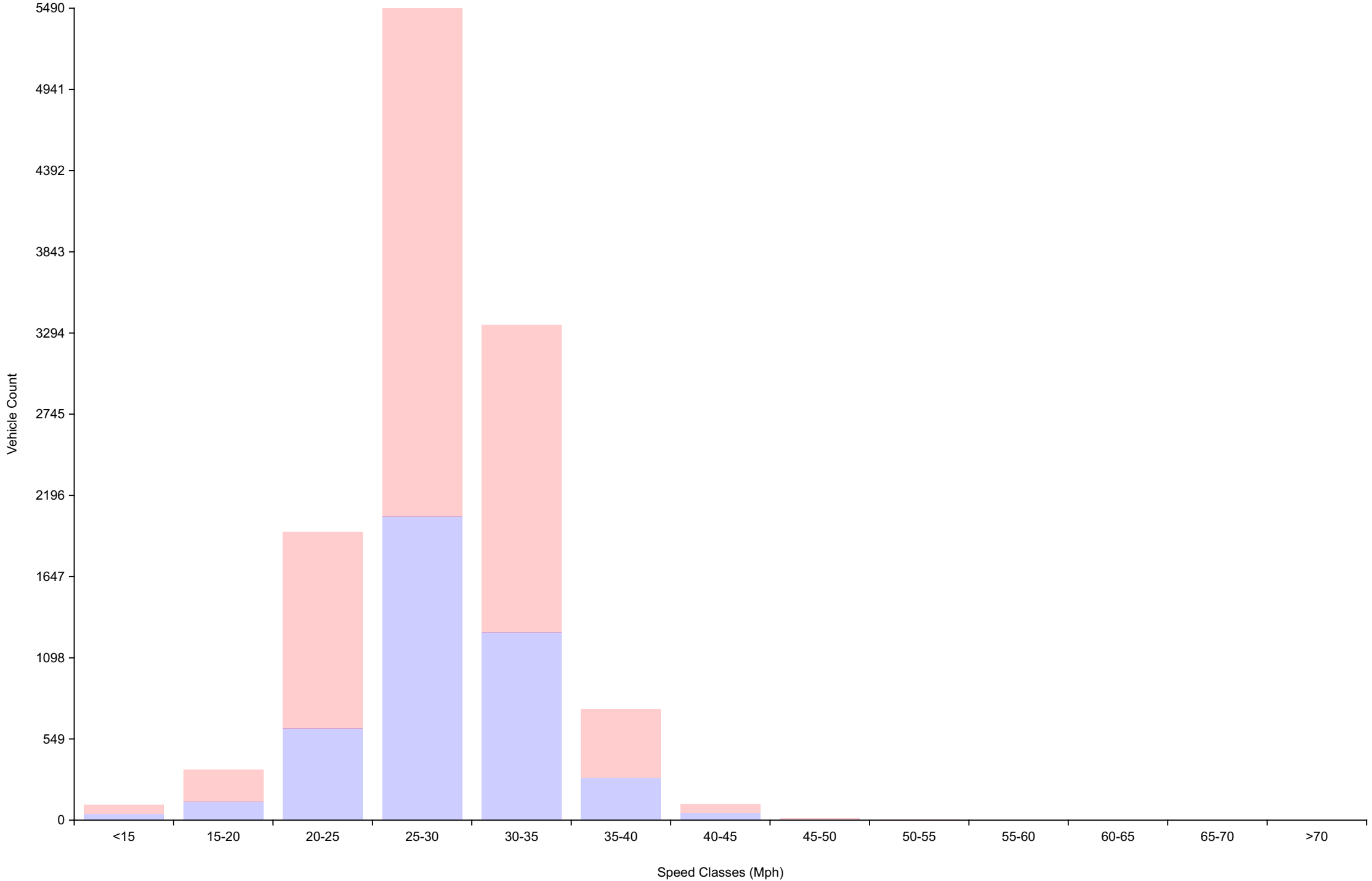
# Vehicle Counts By Hour

Traffic Overview from Fri Jul 1 2022 to Sat Dec 31 2022  
(60 Minute Resolution)



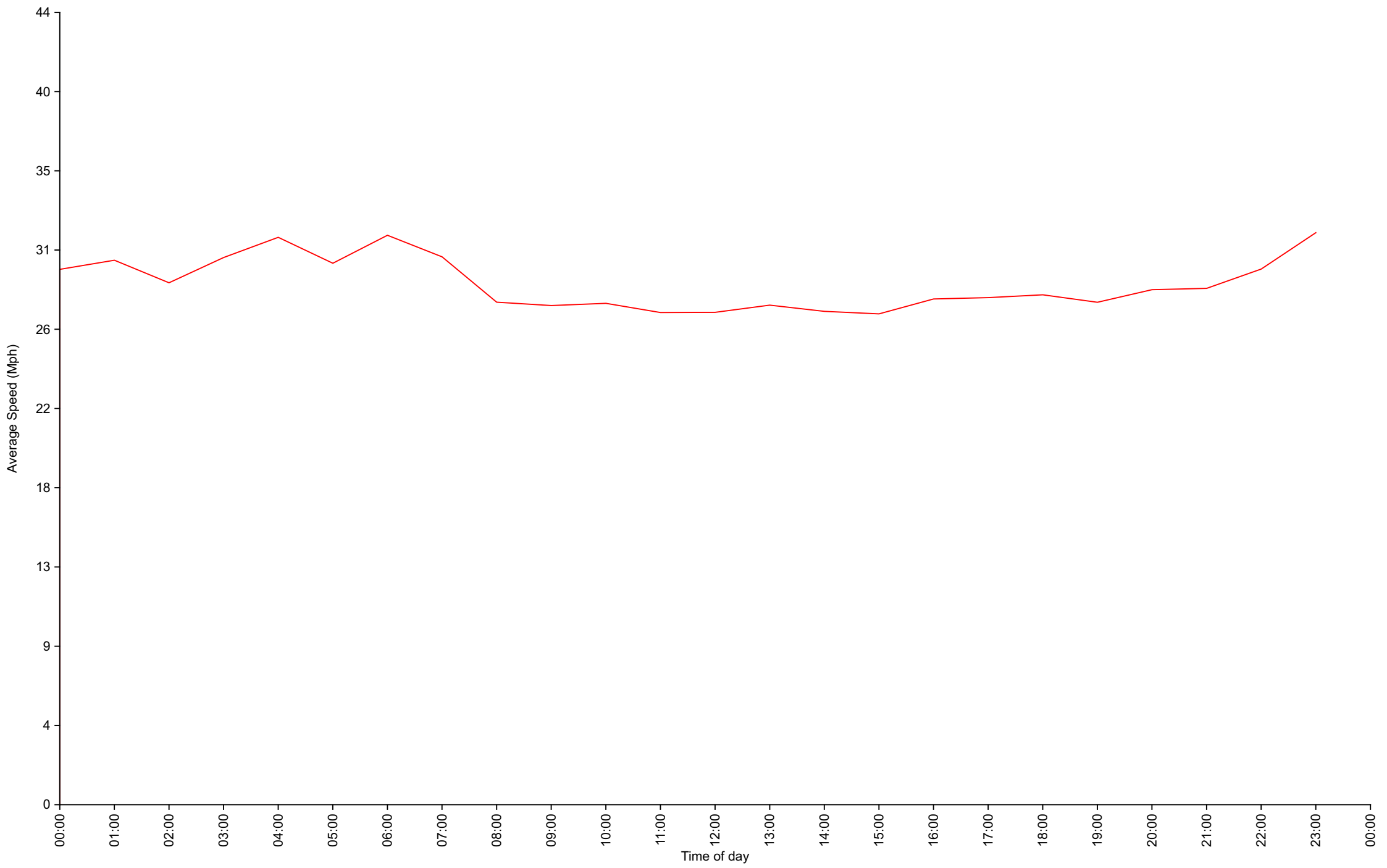
# Vehicle Counts By Speed Class

Traffic Overview from Fri Jul 1 2022 to Sat Dec 31 2022



# Average Speed By Hour

Traffic Overview from Fri Jul 1 2022 to Sat Dec 31 2022  
(60 Minute Resolution)



# Cumulative Speed Distribution Curve

Traffic Overview from Fri Jul 1 2022 to Sat Dec 31 2022

