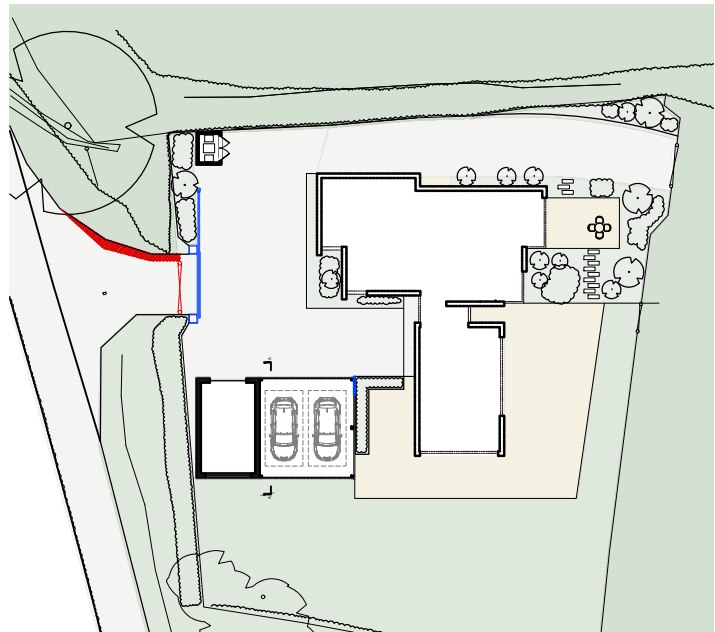


THIS DRAWING IS COPYRIGHT © Western Design Ltd 2022


REPRODUCING THESE DRAWINGS BY PRINTING OR COPYING MAY LEAD TO ERRORS, PLEASE REFER TO SCALE BAR. DO NOT SCALE OFF THESE DRAWINGS FOR CONSTRUCTION PURPOSES. IF ANY DISCREPANCIES ARE FOUND, PLEASE CONTACT WESTERN DESIGN ARCHITECTS IMMEDIATELY.

DESIGNERS RISK ASSESSMENT- HEALTH AND SAFETY THE CONSTRUCTION (DESIGN AND MANAGEMENT) REGULATIONS 2015


A design and risk assessment Drawing CDM01 should form part of our drawing package, if you have not received this from us by post, email or by collection please contact us for a copy before moving forward with the project.



GATE LOCATION
1:500@ A3



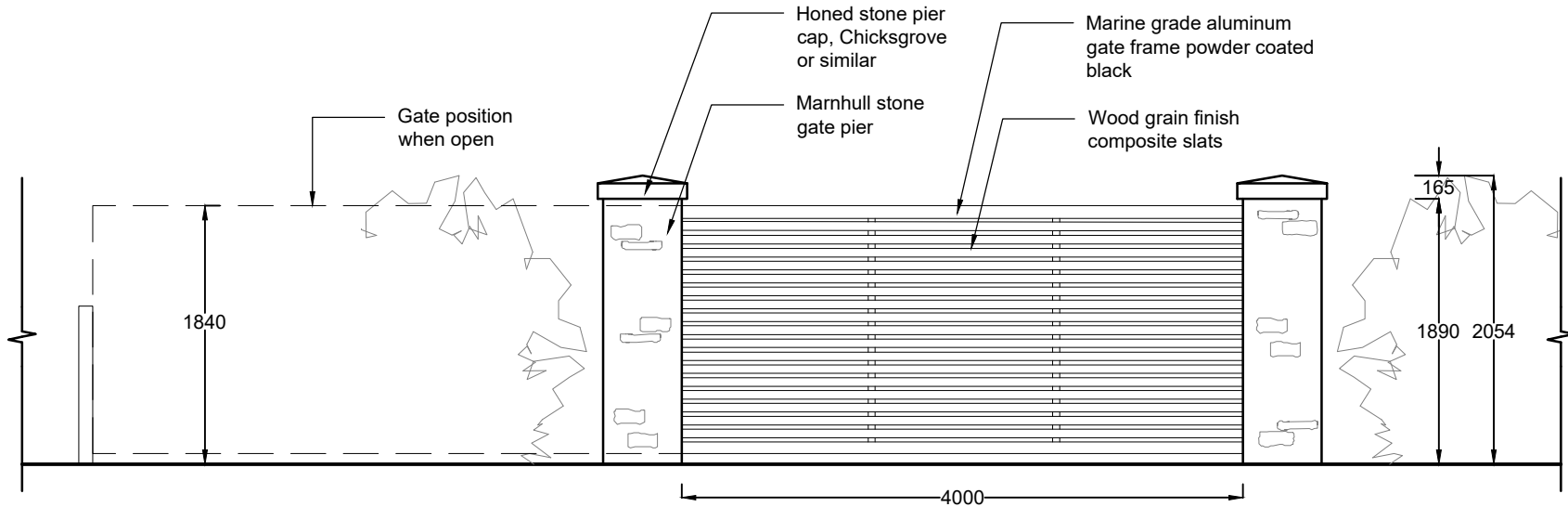
DEMOLITION OF EXISTING METAL AGRICULTURAL GATE AND WIDENING OF ACCESS BY 400MM



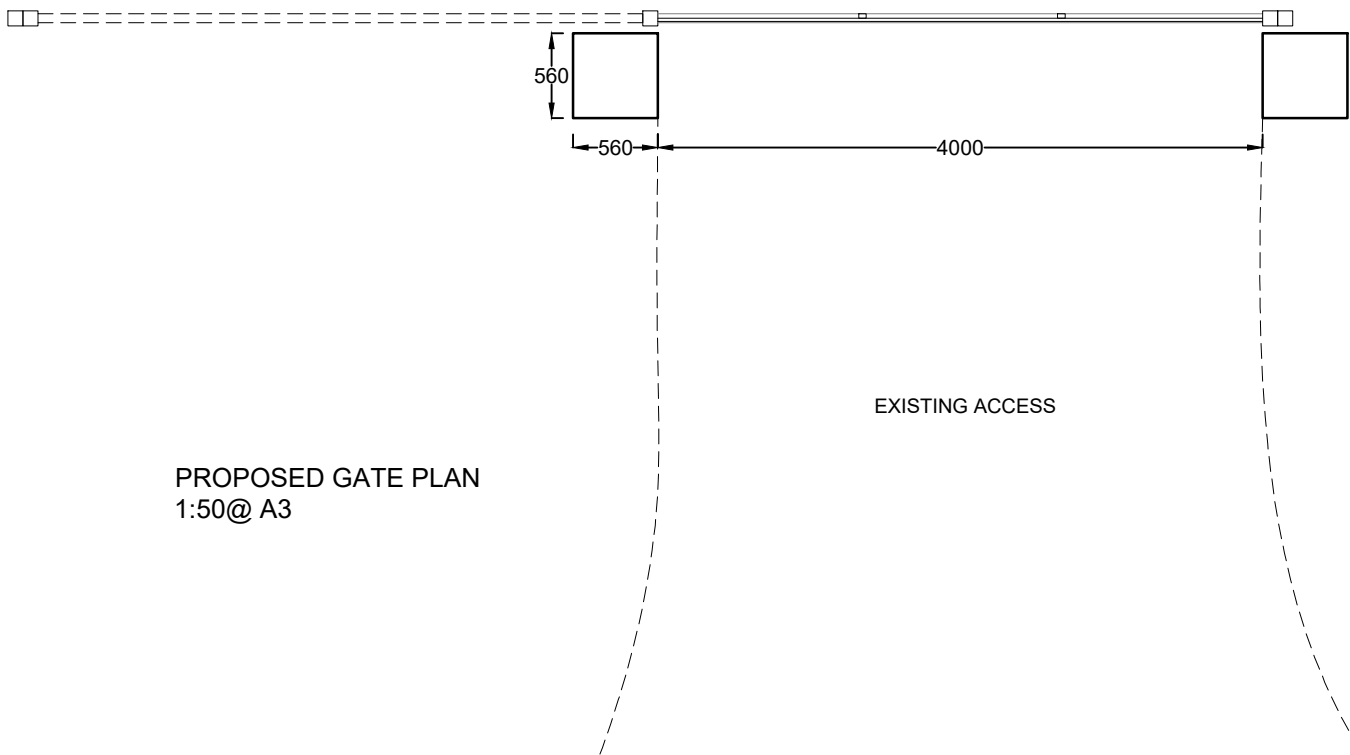
PROPOSED 4000MM WIDE GATES WITH STONE PIERS SET BACK 600MM



EXISTING ENTRANCE GATES
NTS



PROPOSED GATE ELEVATION
1:50@ A3



PROPOSED GATE PLAN
1:50@ A3

A	Gate changed to sliding	RS	PE	15.11.23
REV.	DETAILS	BY	CKD	DATE

WDA

westerndesignarchitects.com

Western Design Architects

12 The Granary, Hinton Business Park, Tarrant Hinton, Dorset, DT11 8JF
T:01258 830675 E:info@westerndesign.co.uk

PROJECT		
The Cow Shed, Holt Lane		
DRAWING TITLE		
Proposed Entrance gates		
DATE	DRAWN BY	CHECKED BY
27.11.23	RS	PE
SCALE	JOB NO.	
Varies@A3	2223017	
DRAWING NO.	REVISION	
05	-	
PLANNING		