


## Author

Institution  
 Department  
 Street  
 Postal Code  
 City  
 Country **United Kingdom**  
 Contact  
 Phone  
 E-Mail

Built with **DataCollect Webreporter** version 1.0 at 16/12/2023 16:33:21

## Site

Name **WellDnxSD**  
 Dir. Oncoming (name)  
 Dir. Outgoing (name)  
 Posted Speed Limit   
 Comment  
 Device type **DSD**

## Time Range

Start Date **10/12/2023 15:00**  
 End Date **16/12/2023 14:59**  
 Days **Mo, Tu, We, Th, Fr, Sa, Su**  
 Time Interval **60 minutes**  
 Time Frame / Day **00:00 - 23:59**

## Speed Classes

[V in mph]

Time	Σ	10	20	30	40	50	60	70	80	90	100	110	>110
00:00-07:00	454	225	4	59	131	33	1	1	0	0	0	0	0
07:00-10:30	860	101	26	350	334	47	2	0	0	0	0	0	0
10:30-16:30	1276	229	69	452	476	48	2	0	0	0	0	0	0
16:30-23:59	884	173	18	342	306	43	2	0	0	0	0	0	0
00:00-24:00	3476	730	117	1203	1247	171	7	1	0	0	0	0	0

## Speed Figures

[V in mph]



**DSD SAFETY Success**

Vmin	Vavg	Vmax	V15	V50	V85	Vexc %
1	25	62	1	29	36	<b>41.0</b>

Vin	Vout	Vred	Vred %
<b>25</b>	<b>20</b>	-5	-20

## Descriptions

Vmin: Minimal velocity  
 Vavg: Average velocity  
 Vmax: Maximal velocity  
 V15: Critical velocity for the first 15% of vehicles  
 V50: Critical velocity for the first 50% of vehicles


V85: Critical velocity for the first 85% of vehicles  
 Vexc %: Speeding in %  
 Vin: Average inlet velocity  
 Vout: Average velocity of exit  
 Vred: Average speed reduction between inlet velocity and velocity of exit

## Author

Institution  
 Department  
 Street  
 Postal Code  
 City  
 Country **United Kingdom**  
 Contact  
 Phone  
 E-Mail

Built with **DataCollect Webreporter** version 1.0 at 16/12/2023 16:33:22

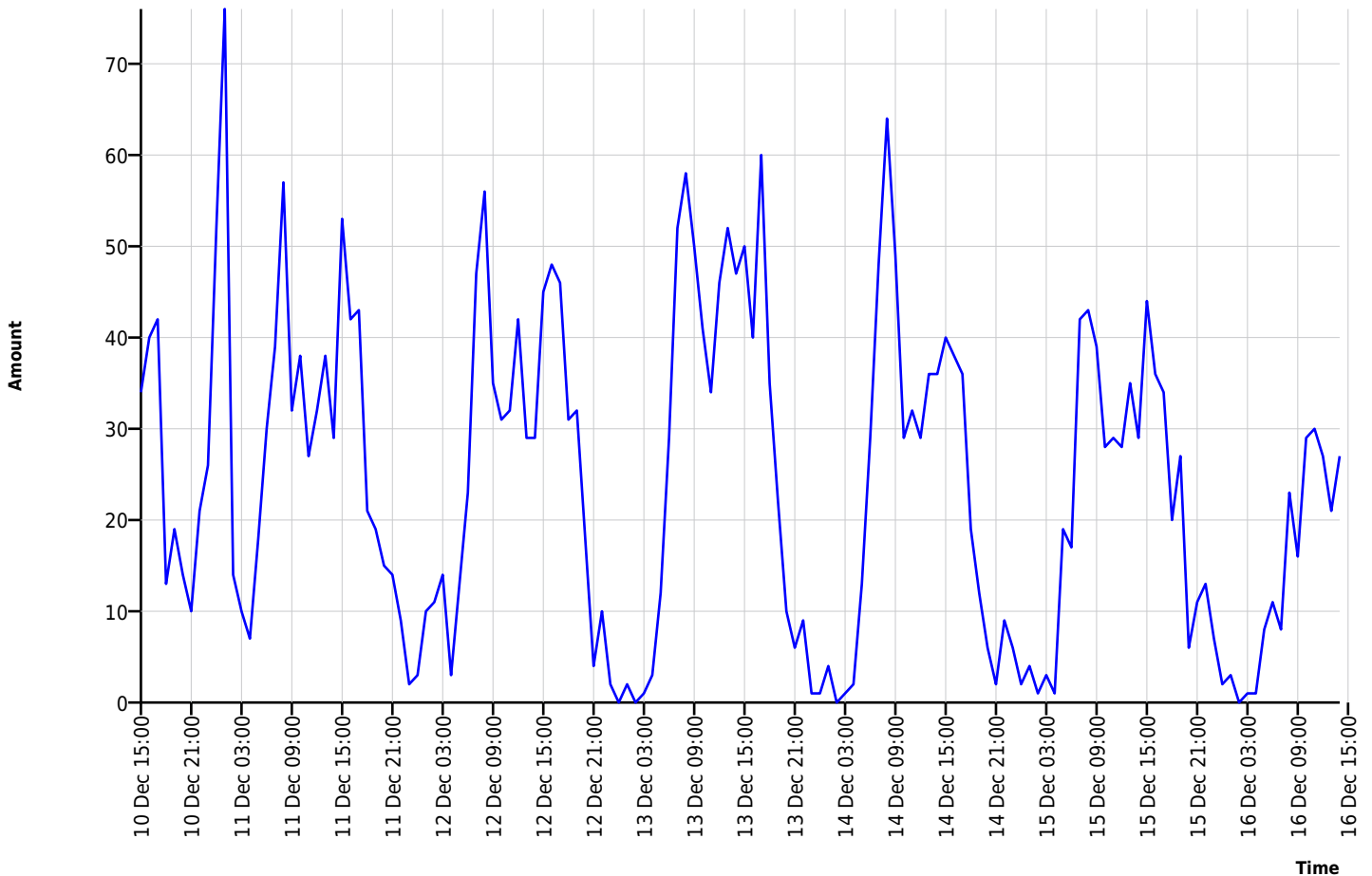
## Site

Name **WellDnxSD**  
 Dir. Oncoming (name)  
 Dir. Outgoing (name)  
 Posted Speed Limit   
 Comment  
 Device type **DSD**

## Time Range

Start Date **10/12/2023 15:00**  
 End Date **16/12/2023 14:59**  
 Days **Mo, Tu, We, Th, Fr, Sa, Su**  
 Time Interval **60 minutes**  
 Time Frame / Day **00:00 - 23:59**

## Time Variation Curve




## Author

Institution  
 Department  
 Street  
 Postal Code  
 City  
 Country **United Kingdom**  
 Contact  
 Phone  
 E-Mail

Built with **DataCollect Webreporter** version 1.0 at 16/12/2023 16:33:22

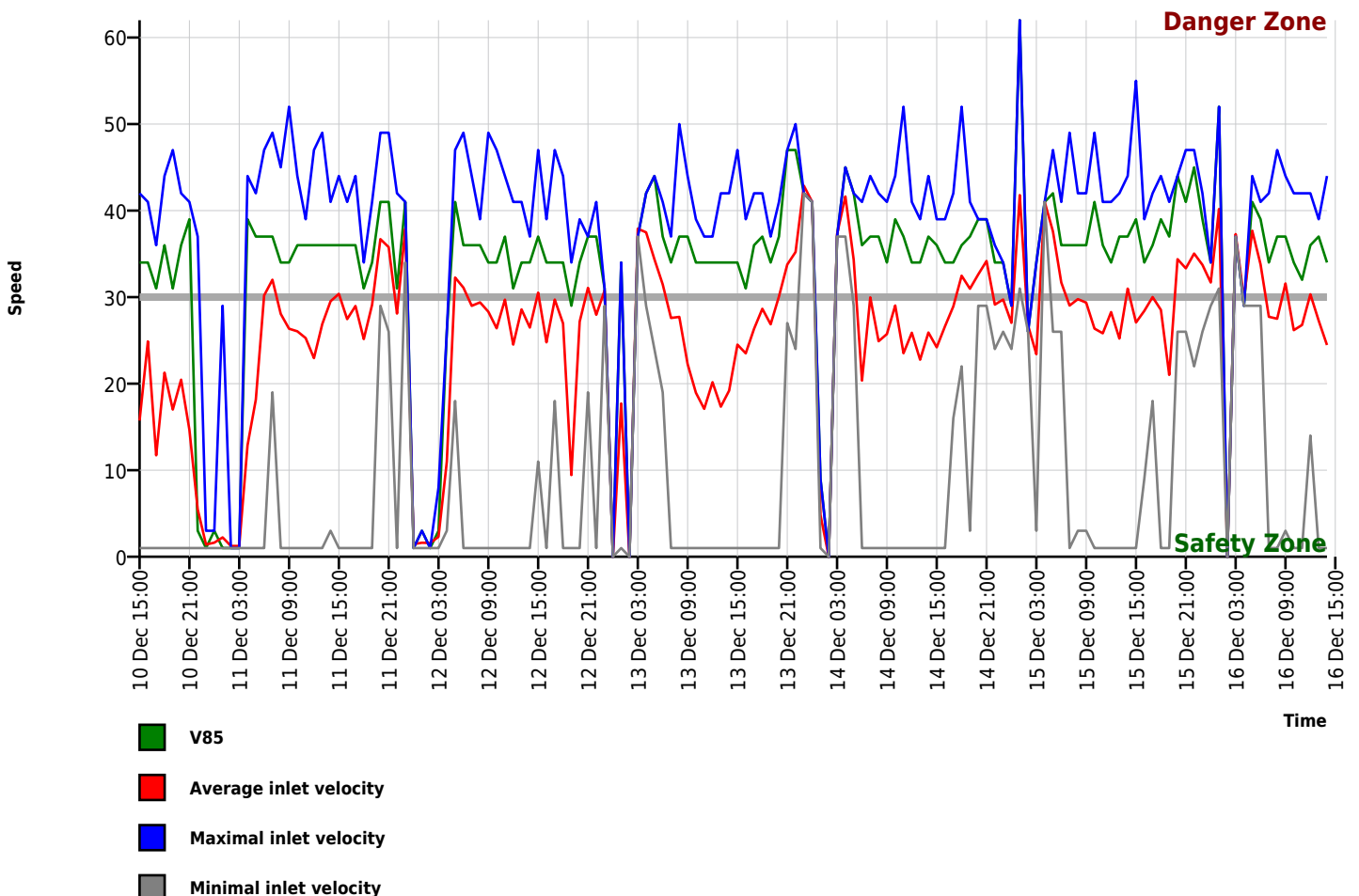
## Site

Name **WellDnxSD**  
 Dir. Oncoming (name)  
 Dir. Outgoing (name)  
 Posted Speed Limit   
 Comment  
 Device type **DSD**

## Time Range

Start Date **10/12/2023 15:00**  
 End Date **16/12/2023 14:59**  
 Days **Mo, Tu, We, Th, Fr, Sa, Su**  
 Time Interval **60 minutes**  
 Time Frame / Day **00:00 - 23:59**

## Speed Diagram




## Author

Institution  
 Department  
 Street  
 Postal Code  
 City  
 Country **United Kingdom**  
 Contact  
 Phone  
 E-Mail

Built with **DataCollect Webreporter** version 1.0 at 16/12/2023 16:33:22

## Site

Name **WellDnxSD**  
 Dir. Oncoming (name)  
 Dir. Outgoing (name)  
 Posted Speed Limit   
 Comment  
 Device type **DSD**

## Time Range

Start Date **10/12/2023 15:00**  
 End Date **16/12/2023 14:59**  
 Days **Mo, Tu, We, Th, Fr, Sa, Su**  
 Time Interval **60 minutes**  
 Time Frame / Day **00:00 - 23:59**

## Speed Histogram

