Safety Inspection Report

Annual Inspection

St Mary Bourne Play Area

St Mary Bourne Parish Council

22 May 2023

Playsafety Ltd is licensed by RoSPA to trade as RoSPA Play Safety

Safety Inspection Report

Annual Inspection

Site name: **St Mary Bourne Play Area**
Date of inspection: **22 May 2023**
Inspector: **Jonathan Peters**

Playsafety Ltd is licensed by RoSPA to trade as RoSPA Play Safety

The assets on site are categorised as **Ancillary Items** or **Play Items**, and listed under those headings.

Each item is listed in the style shown in the image below, which contains labels to aid interpretation as follows:

1) The name of the asset
2) The manufacturer of the asset, if known,
3) The innate or default risk score of the asset, assuming it has no faults and complies with standards,
4) The actual risk score of the asset at the time of inspection, being the highest of the finding risks or the innate risk,
5) A statement about whether the item complies with the appropriate standards, including the names of those standards,
6) Details about findings, if any, including what is wrong (Description), what to do about it (Tasks), notes to aid understanding (Notes), and photograph(s) of the issue.

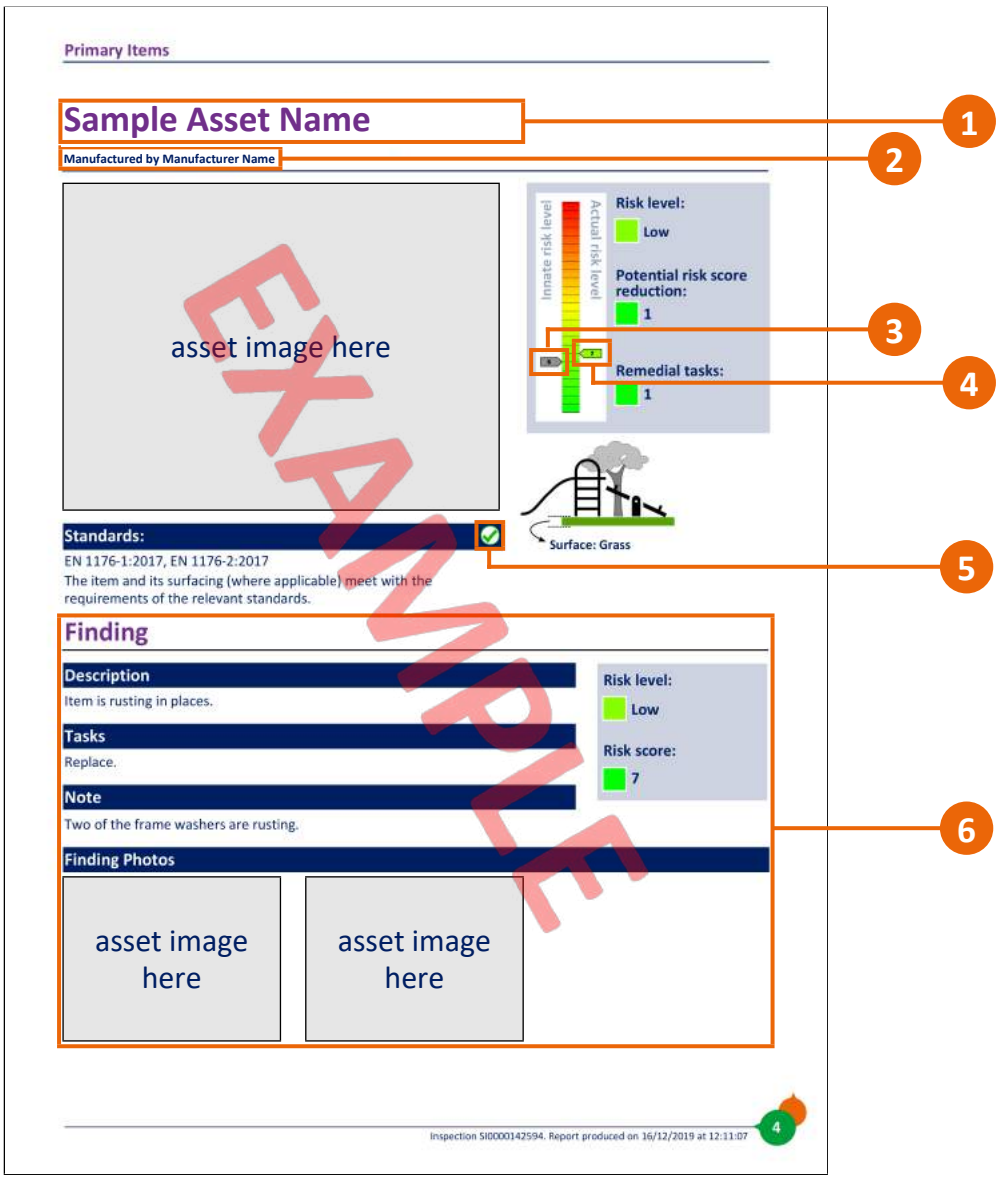

Fencing

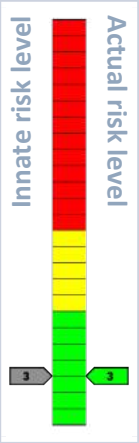

Risk level:

Very low

Risk score as low as possible

No remedial tasks

Gates

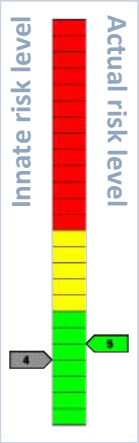

Risk level:

Low

Potential risk score reduction:

1

Remedial tasks:

1

Maintenance Finding

Description

Shrinkage / separation of the surface. This may give a trip hazard.

Tasks

Repair.

Risk level:

Low

Risk score:

5

Finding Photos

Signage

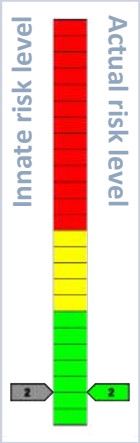

Risk level:

Very low

Risk score as low as possible

Remedial tasks:

1

Maintenance Finding

Description

Vegetation obstructing sign or causing hazard.

Tasks

Remove.

Risk level:

Very low

Risk score:

0

Finding Photos

Litter Bin

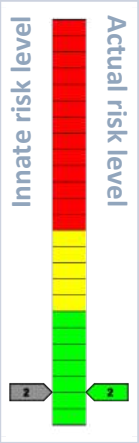

Risk level:

Very low

Risk score as low as possible

No remedial tasks

Seating - Bench

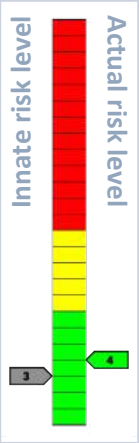

Risk level:

Low

Potential risk score reduction:

1

Remedial tasks:

2

Maintenance Finding

Description

Item has corrosion.

Tasks

De-scale back to good metal and coat with lead free paint, using appropriate precautions. Repairs may be necessary where corrosion is severe.

Risk level:

Very low

Risk score:

3

Finding Photos

Maintenance Finding

Description

Timber is splintered.

Tasks

Repair.

Risk level:

Low

Risk score:

4

Finding Photos

Shelter

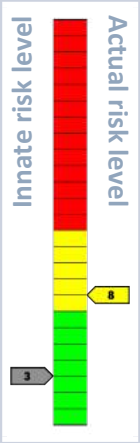

Risk level:

Medium

Potential risk score reduction:

5

Remedial tasks:

3

Maintenance Finding

Description

Fixtures loose or missing.

Tasks

Replace.

Risk level:

Low

Risk score:

5

Finding Photos

Maintenance Finding

Description

Item is damaged.

Tasks

Repair.

Risk level:

Medium

Risk score:

8

Finding Photos

Standard Compliance Finding

Description

Finger trap present as gap does not have a minimum dimension of 12 mm in every position between dimensions that change during use.

Tasks

Read the notes for further action.

Note

Modify bench lids or lock in closed position.

Risk level:

Low

Risk score:

5

Finding Photos

Shelter - Pergola

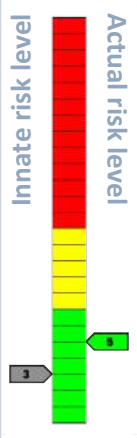

Risk level:

Low

Potential risk score reduction:

2

Remedial tasks:

1

Maintenance Finding

Description

Item is cracked.

Tasks

Repair.

Risk level:

Low

Risk score:

5

Finding Photos

Carousel - Bowl

Manufactured by Kompan Ltd

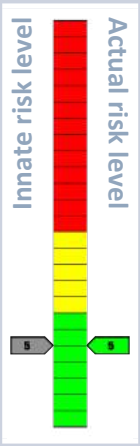

Risk level:

Low

Risk score as low as possible

Remedial tasks:

1

Surface: Wet Pour

Standards:

EN 1176-1:2017, EN 1176-5:2019

The item and its surfacing (where applicable) meet with the requirements of the relevant standards.

Maintenance Finding

Description

Trip points on the surface.

Tasks

Make level.

Risk level:

Low

Risk score:

4

Finding Photos

Swing - Junior - 1 Bay 2 Seat

Manufactured by SMP (Playgrounds) Ltd

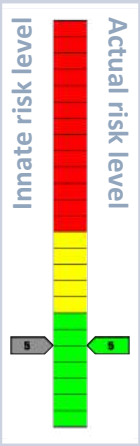

Risk level:

Low

Risk score as low as possible

Remedial tasks:

6

Surface: Wet Pour

Standards:

EN 1176-1:2017, EN 1176-2:2017

The item is not compliant with the requirements of the relevant standards. The surfacing meets with the requirements of the relevant standards.

Maintenance Finding

Description

There is wear in the bushes.

Tasks

Remove shackle bolt and check bush and shackle pin wear, replacing as necessary.

Risk level:

Low

Risk score:

4

Finding Photos

Maintenance Finding

Description

Chain link connectors notched.

Tasks

Read the notes for further action.

Note

Monitor wear and replace as necessary.

Risk level:

Very low

Risk score:

3

Finding Photos

Maintenance Finding

Description

Loose swing seat eye-bolts.

Tasks

Tighten connecting nuts.

Risk level:

Low

Risk score:

4

Finding Photos

Maintenance Finding

Description

The surface is cracking.

Tasks

Read the notes for further action.

Note

Monitor.

Risk level:

Very low

Risk score:

1

Finding Photos

Maintenance Finding

Description

Trip points on the surface.

Tasks

Make level.

Note

Build up earth levels to remove trip hazard.

Risk level:

Low

Risk score:

5

Finding Photos

Standard Compliance Finding

Description

The dimension between adjacent swing seats is less than permitted.

Tasks

The unit was installed prior to the publication of the current standards. There is no requirement to make retrospective changes.

Risk level:

Very low

Risk score:

3

Finding Photos

Swing - Toddler - 1 Bay 2 Seat

Manufactured by SMP (Playgrounds) Ltd

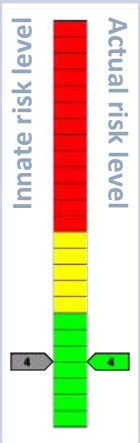

Risk level:

Low

Risk score as low as possible

Remedial tasks:

4

Surface: Wet Pour

Standards:

EN 1176-1:2017, EN 1176-2:2017

The item is not compliant with the requirements of the relevant standards. The surfacing meets with the requirements of the relevant standards.

Maintenance Finding

Description

Some chain wear.

Tasks

Monitor for further deterioration and replace before 40% wear.

Risk level:

Low

Risk score:

4

Finding Photos

Maintenance Finding

Description

Chain link connectors notched.

Tasks

Read the notes for further action.

Note

Monitor and replace as necessary.

Risk level:

Very low

Risk score:

3

Finding Photos

Maintenance Finding

Description

Trip points on the surface.

Tasks

Make level.

Risk level:

Low

Risk score:

4

Finding Photos

Standard Compliance Finding

Description

The dimension between adjacent swing seats is less than permitted.

Tasks

The unit was installed prior to the publication of the current standards. There is no requirement to make retrospective changes.

Risk level:

Low

Risk score:

4

Finding Photos

Multiplay - Junior

Manufactured by Proludic Ltd

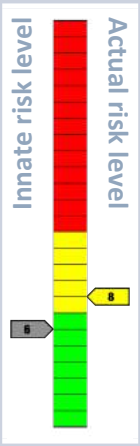

Risk level:

Medium

Potential risk score reduction:

2

Remedial tasks:

7

Surface: Wet Pour

Standards:

EN 1176-1:2017

The item and its surfacing (where applicable) meet with the requirements of the relevant standards.

Maintenance Finding

Description

Delamination of wood.

Tasks

Repair.

Risk level:

Low

Risk score:

4

Finding Photos

Maintenance Finding

Description

Shrinkage / separation of the surface. This may give a trip hazard.

Tasks

Repair.

Risk level:

Low

Risk score:

4

Finding Photos

Maintenance Finding

Description

Fixtures loose or missing.

Tasks

Tighten/replace.

Risk level:

Low

Risk score:

4

Finding Photos

Maintenance Finding

Description

Item has some parts missing.

Tasks

Replace the missing parts.

Note

Rope connections.

Risk level:

Very low

Risk score:

3

Finding Photos

Maintenance Finding

Description

Laminate damaged.

Tasks

Rub down and treat damaged edges.

Risk level:

Low

Risk score:

6

Finding Photos

Maintenance Finding

Description

Timber is decayed.

Tasks

Replace affected parts.

Note

Significant decay to various posts.

Risk level:

Medium

Risk score:

8

Finding Photos

Maintenance Finding

Description

The core of the wire is exposed.

Tasks

Read the notes for further action.

Note

Wrap to extend life.

Risk level:

Low

Risk score:

5

Finding Photos

Carousel - Overhead

Manufactured by Proludic Ltd

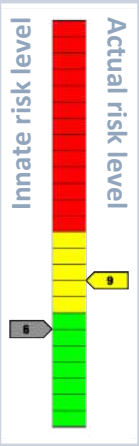

Risk level:

Medium

Potential risk score reduction:

3

Remedial tasks:

1

Surface: Wet Pour

Standards:

EN 1176-1:2017, EN 1176-5:2019

The item and its surfacing (where applicable) meet with the requirements of the relevant standards.

Maintenance Finding

Description

The supporting components should be dismantled and inspected according to the manufacturer's instructions. This will need doing on a regular basis. This can lead to a high risk if no action is taken.

Risk level:

Medium

Risk score:

9

Tasks

Dismantle and inspect according to manufacturer's instructions.

Note

Excessive movement from the bearings. Dismantle, investigate and repair as necessary.

Finding Photos

Rocker - Dog

Manufactured by (Unknown)

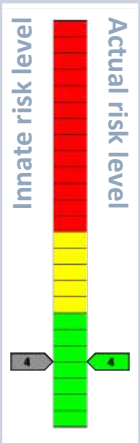

Risk level:

Low

Risk score as low as possible

Remedial tasks:

3

Surface: Wet Pour

Standards:

EN 1176-1:2017, EN 1176-6:2017

The item and its surfacing (where applicable) meet with the requirements of the relevant standards.

Maintenance Finding

Description

Cap missing.

Tasks

Replace.

Risk level:

Low

Risk score:

4

Finding Photos

Maintenance Finding

Description

Item has corrosion.

Tasks

Treat and repair.

Risk level:

Low

Risk score:

4

Finding Photos

Maintenance Finding

Description

Item is damaged.

Tasks

Repair.

Risk level:

Low

Risk score:

4

Finding Photos

MUGA

Manufactured by (Unknown)

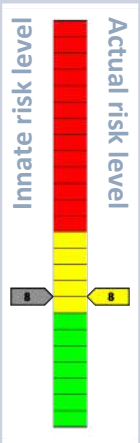

Risk level:

Medium

Risk score as low as possible

Remedial tasks:

7

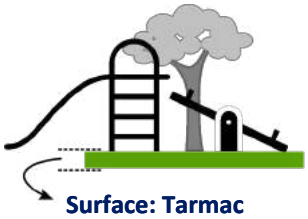

Surface: Tarmac

Standards:

EN 15312:2007+A1:2010

The item is not compliant with the requirements of the relevant standards. The surfacing meets with the requirements of the relevant standards.

Maintenance Finding

Description

Item has corrosion.

Tasks

Treat and repair.

Risk level:

Very low

Risk score:

2

Finding Photos

Maintenance Finding

Description

Item is damaged.

Tasks

Repair.

Risk level:

Very low

Risk score:

1

Finding Photos

Maintenance Finding

Description

Mechanism needs adjustment.

Tasks

Adjust.

Risk level:

Low

Risk score:

4

Finding Photos

Maintenance Finding

Description

Timber preservation is in poor condition.

Tasks

Stain with appropriate preservative. Most preservatives sold as child friendly by major DIY chains meet these standards (see advice in http://www.rospa.com/leisuresafety/adviceandinformation/playsafety/wooden-play-equipment.aspx).

Risk level:

Very low

Risk score:

1

Finding Photos

Maintenance Finding

Description

Minor repairs are needed.

Tasks

Repair.

Risk level:

Very low

Risk score:

3

Finding Photos

Maintenance Finding

Description

Debris on surface.

Tasks

Sweep away debris on a routine basis.

Risk level:

Low

Risk score:

4

Finding Photos

Standard Compliance Finding

Description

A warning notice should be fitted to all sports related equipment with the words "do not climb on the framework or nets", "do not hang on the ring" (if provided) and "do not wear rings or other jewellery as these can get caught and cause injury".

Tasks

Fit warning notice.

Risk level:

Low

Risk score:

5

Finding Photos

Agility Trail - Balance Beams, Stepping Logs, Suspended Log Walk & Rope Walk

Manufactured by A E Evans Ltd

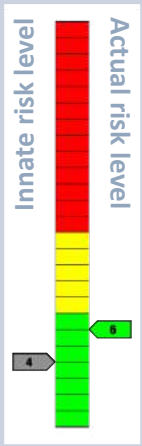

Risk level:

Low

Potential risk score reduction:

2

Remedial tasks:

5

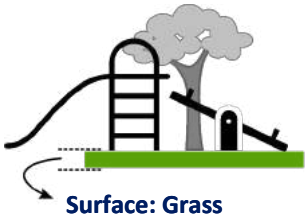

Standards:

EN 1176-1:2017

The item and its surfacing (where applicable) meet with the requirements of the relevant standards.

Maintenance Finding

Description

Cap missing.

Tasks

Replace.

Risk level:

Low

Risk score:

4

Finding Photos

Maintenance Finding

Description

Item is damaged.

Tasks

Read the notes for further action.

Note

Sand splintered surfaces.

Risk level:

Very low

Risk score:

3

Finding Photos

Maintenance Finding

Description

This equipment relies on one post for its stability. Special attention should be paid to maintenance (e.g. by monitoring degradation) and if necessary decommissioning the item before the end of its operating life.

Tasks

Consult with the manufacturer's guidance to determine suitable maintenance.

Risk level:

Low

Risk score:

6

Finding Photos

Maintenance Finding

Description

There are natural splits / shakes in the timbers.

Tasks

Monitor and sand back any splintered edges as required.

Risk level:

Low

Risk score:

4

Finding Photos

Maintenance Finding

Description

Timber is not in good condition.

Tasks

Replace.

Risk level:

Low

Risk score:

5

Finding Photos

Table Tennis Table

Manufactured by HeBlad

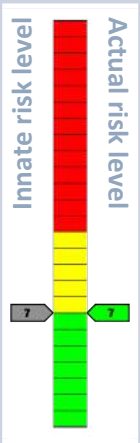

Risk level:

Low

Risk score as low as possible

Remedial tasks:

1

Surface: Rubber - Mulch - Bonded

Standards:

None

There are no standards applicable for this unit, but the safety requirements and principles of other standards have been used to ensure the unit is suitably safe.

Maintenance Finding

Description

Surface has unintended weeds.

Tasks

Remove.

Risk level:

Very low

Risk score:

3

Finding Photos

Adult Fitness - Inclined Leg Raise

Manufactured by A E Evans Ltd

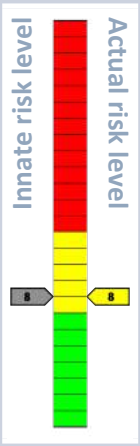

Risk level:

Medium

Risk score as low as possible

Remedial tasks:

2

Surface: Grass Matting

Standards:

EN 16630:2015

The item and its surfacing (where applicable) meet with the requirements of the relevant standards.

Maintenance Finding

Description

There are natural splits / shakes in the timbers.

Tasks

Read the notes for further action.

Note

Monitor.

Risk level:

Very low

Risk score:

3

Finding Photos

Maintenance Finding

Description

There are splinters or the potential for splinters.

Tasks

Sand the timber down to remove the splinters and/or the places liable to give splinters.

Risk level:

Very low

Risk score:

3

Finding Photos

Adult Fitness - Parallel Bars

Manufactured by A E Evans Ltd

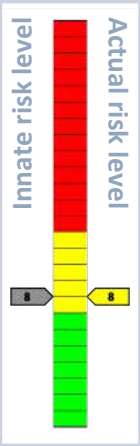

Risk level:

Medium

Risk score as low as possible

Remedial tasks:

1

Surface: Grass Matting

Standards:

EN 16630:2015

The item and its surfacing (where applicable) meet with the requirements of the relevant standards.

Maintenance Finding

Description

There are natural splits / shakes in the timbers.

Tasks

Read the notes for further action.

Note

Monitor.

Risk level:

Very low

Risk score:

3

Finding Photos

Adult Fitness - Pull Ups - 3 Heights

Manufactured by A E Evans Ltd

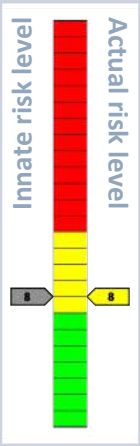

Risk level:

Medium

Risk score as low as possible

Remedial tasks:

2

Surface: Grass Matting

Standards:

EN 16630:2015

The item and its surfacing (where applicable) meet with the requirements of the relevant standards.

Maintenance Finding

Description

There are natural splits / shakes in the timbers.

Tasks

Monitor and sand back any splintered edges as required.

Risk level:

Low

Risk score:

4

Finding Photos

Maintenance Finding

Description

Surface needs repair.

Tasks

Repair.

Risk level:

Very low

Risk score:

3

Finding Photos

Adult Fitness - Inclined Pull Up

Manufactured by A E Evans Ltd

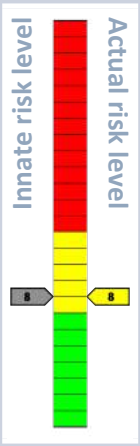

Risk level:

Medium

Risk score as low as possible

Remedial tasks:

1

Surface: Grass Matting

Standards:

EN 16630:2015

The item and its surfacing (where applicable) meet with the requirements of the relevant standards.

Maintenance Finding

Description

There are natural splits / shakes in the timbers.

Tasks

Read the notes for further action.

Note

Monitor.

Risk level:

Very low

Risk score:

3

Finding Photos

Adult Fitness - Monkey Bars

Manufactured by A E Evans Ltd

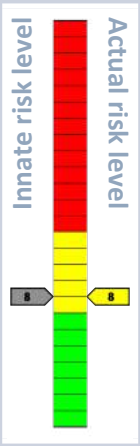

Risk level:

Medium

Risk score as low as possible

Remedial tasks:

2

Surface: Grass Matting

Standards:

EN 16630:2015

The item and its surfacing (where applicable) meet with the requirements of the relevant standards.

Maintenance Finding

Description

RoSPA is concerned by accidents on some types of overhead ladders and rings. However, there is a strong development value in these items.

Tasks

The protective surface under all bars and rings must be kept in good condition.

Risk level:

Medium

Risk score:

8

Finding Photos

Maintenance Finding

Description

There are natural splits / shakes in the timbers.

Tasks

Read the notes for further action.

Note

Monitor.

Risk level:

Low

Risk score:

4

Finding Photos

General Notes

The risk scores are calculated by plotting the likelihood of harm against the severity of the injury sustained. The likelihood is given a score of 1 to 5, and the severity is given a score of 1 to 5. In doing this a matrix is produced which gives a numerical assessment of the risk on a score of 1 to 25, and a judgement is made as to which risks are low, which are medium and which are high. Risk scores may be adjusted in the light of experience and therefore may not be exactly as per the table. For example, a score of 7 may be noted.

Risks are calculated in this way:

1. An assessment of the likelihood of harm taking place is made using the numbers 1 to 5, by following these descriptions:
    a. 1 = Rare
    b. 2 = Unlikely
    c. 3 = Moderate
    d. 4 = Likely
    e. 5 = Certain
2. An assessment of the severity of the injury sustained is made using the numbers 1 to 5, by following these descriptions:
    a. 1 = Insignificant
    b. 2 = Minor
    c. 3 = Moderate
    d. 4 = Major
    e. 5 = Catastrophic
3. The two numbers are multiplied to give a risk score on a scale of 1 to 25.
4. Scores of 1 to 7 inclusive are considered to be low risk and are considered to be tolerable where this is the innate risk of the item, but where remedial works are identified these should be undertaken,
5. Scores of 8 to 12 are considered to be medium risk and some control measures may be identified to reduce the risks to low, tolerable levels,
6. Score of 13 and above are considered to be high risk and urgent action is considered to be necessary to reduce the risks to tolerable levels.

General Notes

It is important to note that where an outcome is catastrophic, but for which the likelihood is rare this will present a score of 1 x 5 = 5 = low risk. Similarly, a certain event for which the consequence is insignificant will present a score of 5 x 1 = 5 = low risk. It is important to consider likelihood and consequence, and not just one of the factors in isolation.

The multiplication of the factors into a risk matrix is given here in Table 1, with a judgement made as to risk scoring indicated by colour.

Green = LOW risk, Amber = MEDIUM risk, Red = HIGH risk.

Table 1 – Risk Score Matrix

		Severity				
Likelihood		1 Insignifi-cant	2 Minor	3 Moderate	4 Major	5 Catastro-phic
	1 = Rare	1 LOW	2 LOW	3 LOW	4 LOW	5 LOW
	2 = Unlikely	2 LOW	4 LOW	6 LOW	8 MEDIUM	10 MEDIUM
	3 = Moderate	3 LOW	6 LOW	9 MEDIUM	12 MEDIUM	15 HIGH
	4 = Likely	4 LOW	8 MEDIUM	12 MEDIUM	16 HIGH	20 HIGH
	5 = Certain	5 LOW	10 MEDIUM	15 HIGH	20 HIGH	25 HIGH

General Notes

Inspection Scope
The inspections are undertaken using the RPII's inspection scope.

Compliance with Standards
Inspections are undertaken with reference to the appropriate standards, which are listed next to each item. Compliance with these standards is not mandatory in law, but it is useful to know whether items comply or not. If we think a change is needed, then this is noted in our report. Non-compliance does not necessarily mean that a change is needed. Where a standard is undated the current version is applied, unless overlap periods are allowed by the standards committee at the time of update. The information provided herein is to assist the owner/operator to fulfil its responsibilities as detailed in the relevant standards. Other standards referenced within the listed standards do not form part of this inspection, unless they are also explicitly listed here.

The listed standards are relevant to all installations of equipment which are publicly accessible, including public parks, pay to play parks, schools, nurseries, public houses, holiday parks, indoor play centres, farm parks and the like. All equipment used in publicly accessible areas should meet with the requirements of the relevant listed standard.

Additionally, EN 1176-7 provides guidance on installation, inspection, maintenance and operation to owners/operators of equipment and ancillary items. In the United Kingdom the National Foreword forms an important part to the understanding and implementation of the recommendations set out in EN 1176-7. It clarifies the application of the document within the UK as best practice guidance, as the document has been used since its initial publication. Therefore the EN 1176-7 contains no requirement in the UK and needs to be read and implemented as guidance, with the use of the terms 'shall' therefore becoming a recommendation, as in the term 'should'.

Domestic equipment falls outside the scope of standards for publicly accessible spaces. Domestic play equipment has its own standard (BS EN 71 – Safety of Toys). Where domestic equipment can be identified this will be acknowledged in the report, but compliance may be assessed to the applicable standard relating to publicly accessible equipment.

When water play items, including spray parks, are inspected any comments concerning compliance within the inspection will refer to EN 1176. We have not assessed these against the requirements of EN 17232 (Water play equipment and features).

Compliance with standards is not always a clear-cut thing. Some interpretation can be needed, and our interpretation may differ from the interpretation of others. In some cases, we may decide not to note non-compliance in cases where we think it may mislead or be unhelpful so to do.

General Notes

What We Inspect
Annual and Post Installation inspections will take into consideration compliance with current standards and defects related to wear and vandalism. Items not listed in the report have not been included in the inspection. The inspection will cover the playground equipment and the active area (that area which is obviously part of the playground), nominally up to 3.0 metres around, the fence line if closer, or other areas as agreed.

Operational inspections only take into consideration defects related to cleanliness, equipment ground clearances, ground surface finishes, exposed foundations, sharp edges, missing parts, excessive wear (of moving parts), structural integrity, wear and vandalism. Routine visual inspections (if undertaken) relate only to the most obvious defects such as broken or missing parts, vandalism and issues created by severe weather conditions (the intention is to identify hazards created by storm damage).
The inspection is non-dismantling, non-destructive and does not include any structural, toxicology or impact assessments defined in the standard; however, the inspector will undertake a manual test for stability and if equipment fails under manual load, or any other hazard is identified as an unacceptable risk, the owner/operator will be notified as soon as practicably possible.

The inspector will access all reasonably accessible equipment and will assess all reasonably accessible parts above the standing surface. Where it is not possible to access parts of the equipment without employing an alternative means of access the report will record the action required by the owner/operator to ensure the continued safe use of the equipment. Ancillary equipment will be assessed using the inspector's knowledge and experience of the standards named in this document to ensure as far as is reasonably practicable the continued safe use of the items concerned. The owner/operator is responsible for the overall safety of the equipment and area. Inspectors who are trained to use ladders may use them where it is safe to do so, but if members of the public are present on site ladders may not be used to access the equipment.

What We Don't Inspect
The inspector will not undertake any of the following works unless specifically agreed in writing at the time of order:
Checking the depth and underlying structural integrity of any surface areas and/or carrying out any testing of impact absorbing properties of any surfaces. The identification of any corrosion, rot or other deterioration in any apparatus or equipment other than by an external inspection or the inspection of any equipment (or part thereof) that is underground or beneath the playing surface. Tightening any bolts, hinges or other fixing devices on any apparatus or equipment. Assessing or inspecting any electrical installations contained on any site and/or apparatus and/or equipment. Assessing or inspecting any water supplies and/or water features and/or any associated computerised systems (including carrying out any programming).

General Notes

The owner/operator should have a 'design risk assessment' provided by the manufacturer/designer of the area for the equipment and location in which the facility is installed.
We have inspected without dismantling or destruction and so some aspects of the relevant standards may not be testable on site.
The operator is responsible for managing risks of their provision and is required by law to carry out a 'suitable and sufficient assessment' of the risks associated with a site or activity and this inspection shall be considered as contributing to the operator's discharge of this responsibility.

Exposure to Risk
Exposure to acceptable levels of risk and challenge is essential to children's development and allows them to exercise their right to play. Therefore, it can be judged that levels of risk above low risk can be acceptable. The risk scores shown allow the operator to make a judgement after first considering the benefit of the activity to which the risk score relates.

Ownership
There may be cases where we report issues that are not the site owner's responsibility. It is not necessarily possible for us to determine who owns what, and in any case we need to bring all risks to your attention if they can affect the safety of the site's users.
Contemporaneous Findings
Our report shows the findings at the time of inspection. Subsequent events may affect the condition of the site. Suggested remedial actions are based upon our knowledge and experience. The owner/operator should seek the advice of the manufacturer or a competent person when undertaking repairs and/or modifications to equipment.

Timber
Where timbers are set into the ground it is not always possible to determine levels of decay. The owner/operator should ensure it conducts appropriate inspections to identify decay before it becomes a problem.
We can undertake more in-depth testing of your playground timbers using resistance penetration.
Timber is known to decay from the inside out. This makes it very important that you ensure proper testing and inspection is undertaken of your playground timbers, especially where defects may be hidden inside the structures. Testing using resistance penetration can help to identify defects before they become outwardly apparent, but can also confirm the condition of good timbers to prevent premature replacement with its associated costs.
The testing is undertaken using a specialist machine, which uses electronically controlled drill resistance measurement. The drill is fine enough that it does not cause permanent damage to reduce the lifespan of the equipment.
Please contact us for pricing and further information.

Planting and Trees
Where planting or trees are mentioned in our report, please be advised that we do not undertake any arboricultural, horticultural or toxicological assessment of suitability or condition. You must ensure you undertake suitable inspections from an appropriate expert.

General Notes

How This Inspection Contributes to Your Annual Main Inspection

The owner/operator is responsible for following the guidance of the relevant standards. The standards give guidance on the installation, inspection, maintenance and operation of the various types of facility. The inspection guidance is listed in Table 1, with an indication of which parts will be included in your RoSPA inspection [the items in the first column are the items which comprise an "Annual Main Inspection", the second column shows which elements form part of a RoSPA inspection, items with a cross are not included, some items may have limitations as shown in the notes to the Table 1). The standards also contain additional parts which the owner/operator should follow.

Table 1

Inspection Recommendations of relevant standards **These form the Annual Main Inspection**	**Included in RoSPA Inspection?**
6.1 d) Overall levels of safety of equipment (see note 1)	✓ [1]
6.1 d) Overall levels of safety of foundations (see note 1)	✓ [1]
6.2 d) Overall levels of safety of playing surfaces (see note 2)	✓ [2]
6.1 d) Compliance with the relevant parts of the standard and or risk assessment (see note 3)	✓ [3]
6.1 d) Effects of weather	✓
6.1 d) Presence of rot, decay or corrosion (see note 1)	✓ [1]
6.1 d) Assessment of repairs made or added or replaced components (see note 4)	✓ [4]
6.1 d) Excavation or dismantling/additional measures	✗
6.2.1 Assessment of glass reinforced plastics (see note 5)	✓ [5]
6.2.1 Inspection of one post equipment (see note 1)	✓ [1]
6.2.4 Undertaking the Operators inspection protocol	✓
6.2 c) Presence of rot or corrosion (see note 2)	✓ [2]
6.2 c) Assessment of repairs made/added or replaced components (see note 5)	✗
N.B. The clause numbers above are taken from BS EN 1176-7:2020. The content is equally applicable to all other relevant standards. Playgrounds contains a range of equipment from different manufacturers and installed over a number of years; operators should implement any guidance provided by the manufacturer. Item specific detail is not readily available to RPII Playground Inspectors, whose report contributes to the operator's overall Annual Main Inspection as details in the relevant standard. Notes [1] A manual test only is undertaken for stability. Wear and instability are only detectable where readily apparent without dismantling or destruction and without the use of tools, excavation or specialist equipment. Rot and corrosion are tested for with a hammer and/or steel rod. Decay in timber may exist which can only be found with specialist equipment. We therefore cannot be held responsible for the presence of such decay. [2] Only the visible condition and dimensional compliance of surface extent is considered. Neither testing of impact attenuating properties nor measurement of the thickness of bound surfaces are undertaken on annual inspections. We can conduct impact testing for additional fees. [3] The inspection assesses compliance where this can be tested on site using manual methods without dismantling, destruction and without the use of tools or specialist equipment [4] The operator should use manufacturer's recommended parts, or equivalent. We are unable to verify if such parts have been used, and any subsequent change in quality or performance [5] Visible glass fibres will be noted in reports. The operator is responsible for repairs or replacement.	

EN 1176 Notes – Summary of Requirements

PROTECTION AGAINST INJURIES IN THE FREE SPACE
* No obstacles in the minimum space (other than structures to assist or safeguard the user)
* Traffic flows should not go through the minimum space

PROTECTION AGAINST INJURIES IN THE FALLING SPACE
* Free height of fall should not exceed 3m * No obstacles in the falling space * Platforms with fall heights of more than 1m between them require surfacing

PROTECTION AGAINST INJURIES DUE TO OTHER TYPES OF MOVEMENT
* No unexpected obstacles

SURFACING SAFETY REQUIREMENTS
* Surfacing should have no sharp edges or protrusions * Loose fills should be 100mm more than the depth required to meet the HIC reading (usually 200mm) * Hard surfaces should only be used outside where children fall * Testable Impact absorbing surfaces if falls over 600mm are possible. Topsoil or turf may be used up to 1m

DESIGN AND MANUFACTURE
* The equipment must be suitable for the user and risks should be identifiable by the child * Accessibility: adults must be able to gain access to help children * Grip requirements: permitted diameter 16 - 45mm (i.e. overhead bars) * Grasp requirements: maximum diameter 60mm (e.g. handrails on steps)
* Requirements for easily accessible equipment

FINISHING
* Timber species and synthetics should be splinter resistant * No protrusions or sharp-edged components * Bolts should not protrude by more than 8mm * Corners, edges or projecting parts over 8mm should have a 3mm radius. * No hard and sharp-edged parts (e.g. razor blade effect caused by sheet steel) * No crushing or shearing points
* Connections should not come loose by themselves and should resist removal. * Timber connections should not rely solely on screws or nails. * Leaking lubricants should not stain or impair the safety of the equipment

FIBRE ROPES
* Conform to EN 701 or 919 or have a material and load certificate
* Ropes used by hands shall have a soft, non-slip covering

WIRE ROPES
* Non-rotating and corrosion resistant with no splayed wires outside the ferrule * Wire connector clip threads should protrude less than 8mm * Turnbuckles should be enclosed, have a loop at each end and be secured

CHAINS
* Maximum opening of individual links: 8.6mm in any one direction.
* Connecting links between chains must be less than 8.6mm or over 12mm

SWINGING SUSPENDED ROPES
* Not combined with swings in the same bay * Less than 2m long: over 600mm from static parts; over 900mm from swinging parts * 2m - 4m long: over 1000mm from anything * Diameter: 25 - 45mm

CLIMBING ROPES
* Anchored at both ends and movement less than 20% of rope length
* Single climbing rope diameter: 18 - 45mm (nets comply with Grip requirements)

ENTRAPMENTS
* Entrapment: a place from which children cannot extricate themselves unaided There are six probes: the Torso Probe, the Large Head Probe, The Small Head probe, the Wedge Probe and the two Finger Rods. There is a toggle test to reduce the dangers of clothing toggles being caught on slides, fireman's poles and roofs, and a ring gauge to test for rocker hand/foot rest protrusions.

BRIDGES
* The space between the flexible bridge and rigid sides should be not less than 230mm

ENTRAPMENT OF FEET AND LEGS
* Inclined planes (not suspension bridges) less than 38° should have no gaps over 30mm
* There are no requirements for suspension bridge gaps other than the main entrapment requirements

FINGER ENTRAPMENTS
These occur in: 1. gaps where child's movement may cause a finger to become stuck; 2. open-ended tubes; 3. moving gaps
* Tube ends should be securely enclosed and removable only with tools
* Moving gaps should not close to less than 12mm

BARRIERS AND GUARD-RAILS
* Hand-rail: a rail to help the child balance * Guard-rail: a rail to prevent children falling * Barrier: a guard-rail with non-climbable in-fill

HAND-RAILS
* Where required they should be between 600 and 850mm above the standing surface

EQUIPMENT FOR UNDER 3'S
* Platforms over 600mm require a barrier with a minimum height of 700mm high + impact absorbing surfacing

EQUIPMENT FOR OVER 3'S
* Platforms up to 1000mm: No barriers or guard-rails required + impact absorbing surface over * Platforms 1000-2000mm: 600 - 850mm high guard-rail + impact absorbing surfacing * Platforms 2000-3000mm: 700mm high barrier + impact absorbing surfacing * No bars, infills or steps which can be used as steps. Tops should discourage standing or sitting

MEANS OF ACCESS
The main change in this area is that the probes should now be applied to accesses. All means of access should have no entrapments; be securely fixed; be level to ± 3°(ramps across width) and have a constant angle. It does not refer to agility equipment used as an access i.e. arched climbers, scramble nets. There are specific measurements for ladders, stairs and ramps.

EN 1176 Notes – Summary of Requirements

SWINGS
The main changes relate to requirements for new types of swings, dimensions and surfacing areas.
REQUIREMENTS
* No all rigid suspension members (i.e. solid bar top to bottom) * Design should be principally for use by seated children (RoSPA interpretation) * Two seats per bay maximum. Do not mix cradle and flats seats in same bay * Some types of swings have slightly different requirements. Information should be obtained from the supplier * Single points swing chains should not twist round each other * Single point swings require a secondary bearing support mechanism
DIMENSIONS
* Minimum ground clearance at rest: 350mm (400mm for single point swings and tyres) * No maximum seat surface height but RoSPA recommends a max. height of 635mm for cradles and flat seats * Distance between seat and frame: 20% of swing suspension + 200mm * Distance between seats: 20% of the swing suspension + 300mm * Pivot splay (separation distance) at crossbar: width between seat fixings plus 5% of swing suspension length
SITING
* Swing sets for young children should be separated from those for older children and sited to avoid cross traffic
SURFACING REQUIREMENTS
Forward and Back
* Different areas for synthetic and loose-fill surfaces in a box or pit. Measurements each way are: 1. synthetic: 0.867 x length of suspension member + 1.75m 2. loose-fill: 0.867 x length of suspension member + 2.25m
Side width
* Seat width no greater than 500mm: 1.75m minimum (i.e. .875mm each way from seat centre)
* Areas for two seats in one bay may overlap providing the distance between seats is correct
Single point swings
* Circular area with a radius equal to the Forward and Backward figure for other swings

SLIDES
SAFETY REQUIREMENTS
* Free-standing slides: the max. vertical height which a stairway can reach without a change of direction is 2.5m. * Starting section at the top of each chute: length 350mm minimum, zero to 5° downwards at the centre line.
N.B. This can be the platform if the slide is attached to it * If the starting section is over 400mm long, platform requirements apply * From a platform, the gap to the slide is the same width as the slide * Attachment slides over 1m free fall height should have starting section barriers 500mm min. high at one point * Attachment slides over 1m FFH should have a guard-rail across the entrance at a ht. of between 700-900mm
Sliding sections
* Maximum angle: 60° at any one point and an average of 40° * The width of open and straight slides over 1500mm long should be less than 700mm or greater than 950mm * Spiral or curved slides should have a width less than 700mm
RUN -OUTS
* Run-outs of at least 300mm are required if the sliding section is under 1.5m long. * Additional requirements are required for different types of slides * Average angle of run-outs: DIN type 10° (BS type) 5° (both downwards) * Height of run-out: Less than 1.5m sliding length: max. 200mm. Greater than 1.5m sliding length: max. 350mm * Users should come to a stop on the run-out section (BS type only)
* Chutes should have a side height related to the fall height: 1.2m: 100mm minimum : 1.2m - 2.5m: 150mm minimum : Over 2.5m: 500mm minimum
* Maximum side angle from slide bed: 30° * Tops of sides should be rounded or radiused to at least 3mm * Tunnel slides should be a minimum 750mm high and 750mm wide * Tunnels should start on or at the end of the starting section and be continuous over the sliding section only

SURFACING REQUIREMENTS
Normal distances except for the run-out which should be: * DIN type: 1m each side and 2m beyond (or just 1.5m beyond for short slides) * BS type: 1m each side and 1m beyond

CABLE RUNWAYS
SAFETY REQUIREMENTS
* Stop at end should progressively slow down the traveller * Traveller should not be removable except with tools * No access to internal mechanism * Suspension mechanism: flexible, exclude risk of strangulation or be at least 2m above the ground in the middle * Where children hang by the hands, the grip should not be enclosed (i.e. a loop)
* Climbing should be discouraged onto the grip * Children should be able to get off the seat at any time (i.e. no loops or straps) * Maximum loaded (69.5kg) speed is 7m per second * If two cables are placed parallel the min. distance between them is 2m
IMPACT AREAS
* 2m either side of main cable

ROTATING ITEMS
The main changes are in clearer separation into different types. A change in the clearance between the underside and the ground will affect older items. The change should provide greater safety. NOTE: Rotating items under 500mm diameter are excluded from these requirements
SAFETY REQUIREMENTS
* Maximum free height of fall: 1000mm (For overhead items: 1500 - 3000mm) * Max. speed at periphery under reasonable use: 5m per s econd. As no method is given, this cannot be tested * Hand grips should be between 16 - 45mm
SPECIFIC REQUIREMENTS
There are specific requirements for different types of roundabout. The two most common ones are:
Platform roundabouts:

* Platforms should be circular and enclosed * All parts should revolve in the same direction * No super-structure over the edge of the platform * Mechanism should be enclosed * Height between underside and ground 60 – 110mm for 300mm in * Protective skirts should be of rigid material and have no burrs or other defects * The bottom edge should be flared towards the inside or protected
Giant revolving discs
* Clearance of underside at lowest point: 300mm * Max. platform height: 1m * Free space: 3m * Upper surface should be continuous, smooth and with no handles or grips * Underside should be continuous, smooth and without any radial variations (i.e. spokes) or indentations
MINIMUM SPACE
* Free space: Horizontal: 2m all round * Vertical head clearance from platform: sitting 1.5m ; standing 1.8m * Small rotating items under 500mm diameter are excluded but RoSPA suggests as for rocking items
SURFACING REQUIREMENTS
* There are no special extra requirements for surfacing areas * Surfaces should be continuous underneath and level

ROCKING ITEMS
DEFINITIONS
* Rocking equipment which can be moved by the user and is supported from below
* Damping: any movement restricting device. (N.B. Springs are treated as self-damping)
SAFETY REQUIREMENTS
* Throughout the range of movement gaps in all accessible joints should be under 12mm * Progressive restraint at extremity of movement is required * Foot rests should be provided where the ground clearance is less than 230mm * Hand grips should be provided for each seat or standing position
* Foot rests and hand grips should be firmly fixed and non-rotating * Hand grip diameter: 16 - 45mm (for toddler items: 30mm maximum) * Right -angled corners on moving equipment should be 20mm radius min. (e.g. a bird's beak)
MINIMUM SPACE
* 1000mm between items at maximum movement.
SURFACING REQUIREMENTS
There are no special extra requirements for surfacing areas

INSTALLATION, INSPECTION, MAINTENANCE AND OPERATION
SAFETY
* Appropriate safety systems must be established by the operator * No access should be allowed to unsafe equipment or areas * Records should be kept by the playground operator * Effectiveness of safety measures should be assessed annually * Signs should be provided giving owner details and emergency service contact points * Entrances for emergency services should be freely accessible
* Information on accidents should be kept (RoSPA has a suitable form)
* Staff and users should be safe during maintenance operations
INSPECTION
* Manufacturers will recommend the inspection frequency although some sites may need a daily check
Frequency
Routine visual inspections: identification of hazards from vandalism, use or weather conditions (RoSPA recommends a recorded daily or weekly inspection) Operational inspection: every 1 -3 months or as recommended. Checks operation, stability, wear etc. Annual main inspection: checks long-term levels of safety
* An inspection schedule should be prepared for each playground, listing components and methods
* Appropriate action should be taken if defects are noted
ROUTINE MAINTENANCE
* Basic routine maintenance details should be supplied by the manufacturer
CORRECTIVE MAINTENANCE
* This covers remedial work and repairs as required * Alterations should only be carried out after consultation & agreement with the supplier or a competent person

Playsafety Ltd
78 Shrivenham Hundred Business Park
Watchfield
SWINDON
SN6 8TY
+44 (0)1793 317470

Playsafety Ltd is licensed by RoSPA to trade as RoSPA Play Safety
© Playsafety Ltd