

Traffic Report

Traffic Overview from Sun Jan 1 2023 to Fri Jun 30 2023

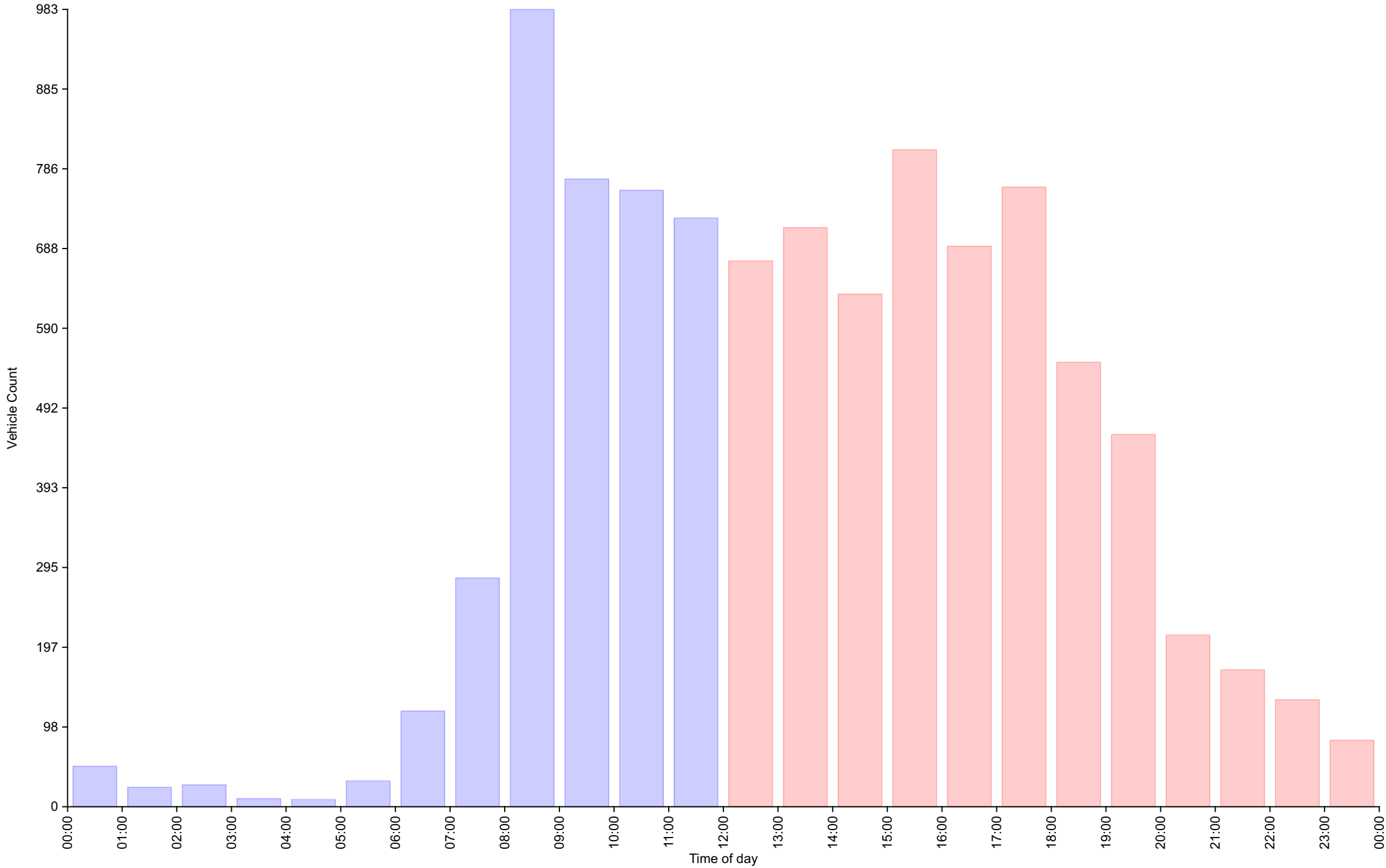
Vehicle Speed Classes (Mph)

	<15	15 20	20 25	25 30	30 35	35 40	40 45	45 50	50 55	55 60	60 65	65 70	>70	Total	85th Percentile
00:00	3	2	5	17	17	3	1	1	0	1	0	0	0	50	33.7
01:00	0	1	5	7	7	3	1	0	0	0	0	0	0	24	34.2
02:00	1	1	9	7	4	3	0	1	0	1	0	0	0	27	35.0
03:00	2	1	3	1	2	1	0	0	0	0	0	0	0	10	33.0
04:00	2	0	1	2	3	1	0	0	0	0	0	0	0	9	31.6
05:00	1	0	1	4	13	9	4	0	0	0	0	0	0	32	38.2
06:00	0	4	15	27	26	38	8	0	0	0	0	0	0	118	37.8
07:00	0	4	21	93	115	46	3	0	0	0	0	0	0	282	34.7
08:00	3	18	150	484	276	49	3	0	0	0	0	0	0	983	31.5
09:00	5	18	127	400	190	32	2	0	0	0	0	0	0	774	30.8
10:00	11	21	129	372	194	26	7	0	0	0	0	0	0	760	30.9
11:00	4	17	112	370	178	44	1	0	0	0	0	0	0	726	31.4
12:00	4	27	100	323	183	32	1	3	0	0	0	0	0	673	31.4
13:00	11	17	132	326	183	43	2	0	0	0	0	0	0	714	31.7
14:00	9	22	101	292	167	40	1	0	0	0	0	0	0	632	31.9
15:00	1	17	155	392	214	29	2	0	0	0	0	0	0	810	31.3
16:00	2	28	94	339	181	43	4	0	0	0	0	0	0	691	31.7
17:00	2	14	131	365	211	36	4	1	0	0	0	0	0	764	31.8
18:00	0	9	81	237	177	39	5	0	0	0	0	0	0	548	32.5
19:00	4	9	113	217	86	26	4	0	0	0	0	0	0	459	30.8
20:00	2	5	26	96	61	20	1	1	0	0	0	0	0	212	33.2
21:00	3	3	27	65	44	20	3	1	2	0	1	0	0	169	34.6
22:00	2	0	18	49	44	12	5	1	1	0	0	0	0	132	33.9
23:00	1	1	12	22	24	15	6	0	0	1	0	0	0	82	36.7
AM Total	32	87	578	1784	1025	255	30	2	0	2	0	0	0		
PM Total	41	152	990	2723	1575	355	38	7	3	1	1	0	0		
Total	73	239	1568	4507	2600	610	68	9	3	3	1	0	0		
Percent	0.75%	2.47%	16.20%	46.56%	26.86%	6.30%	0.70%	0.09%	0.03%	0.03%	0.01%	0.00%	0.00%		

Total Vehicles : 9681
 30th Percentile : 25.4 MPH
 50th Percentile : 27.5 MPH
 85th Percentile : 31.9 MPH
 95th Percentile : 35.1 MPH
 Average Speed : 28.0 MPH
 Highest Speed : 62.5 MPH

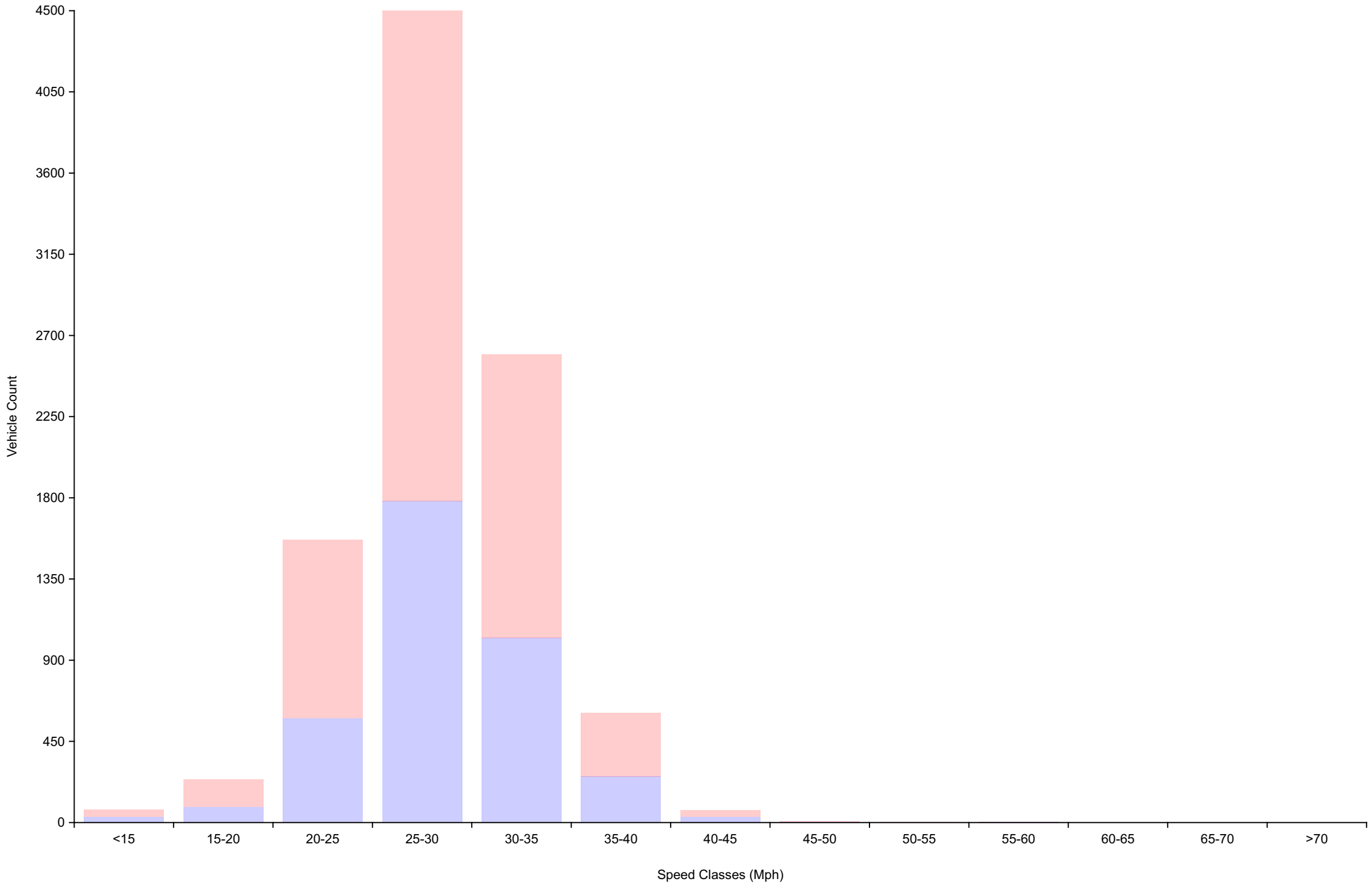
Vehicle Counts By Hour

Traffic Overview from Sun Jan 1 2023 to Fri Jun 30 2023
(60 Minute Resolution)



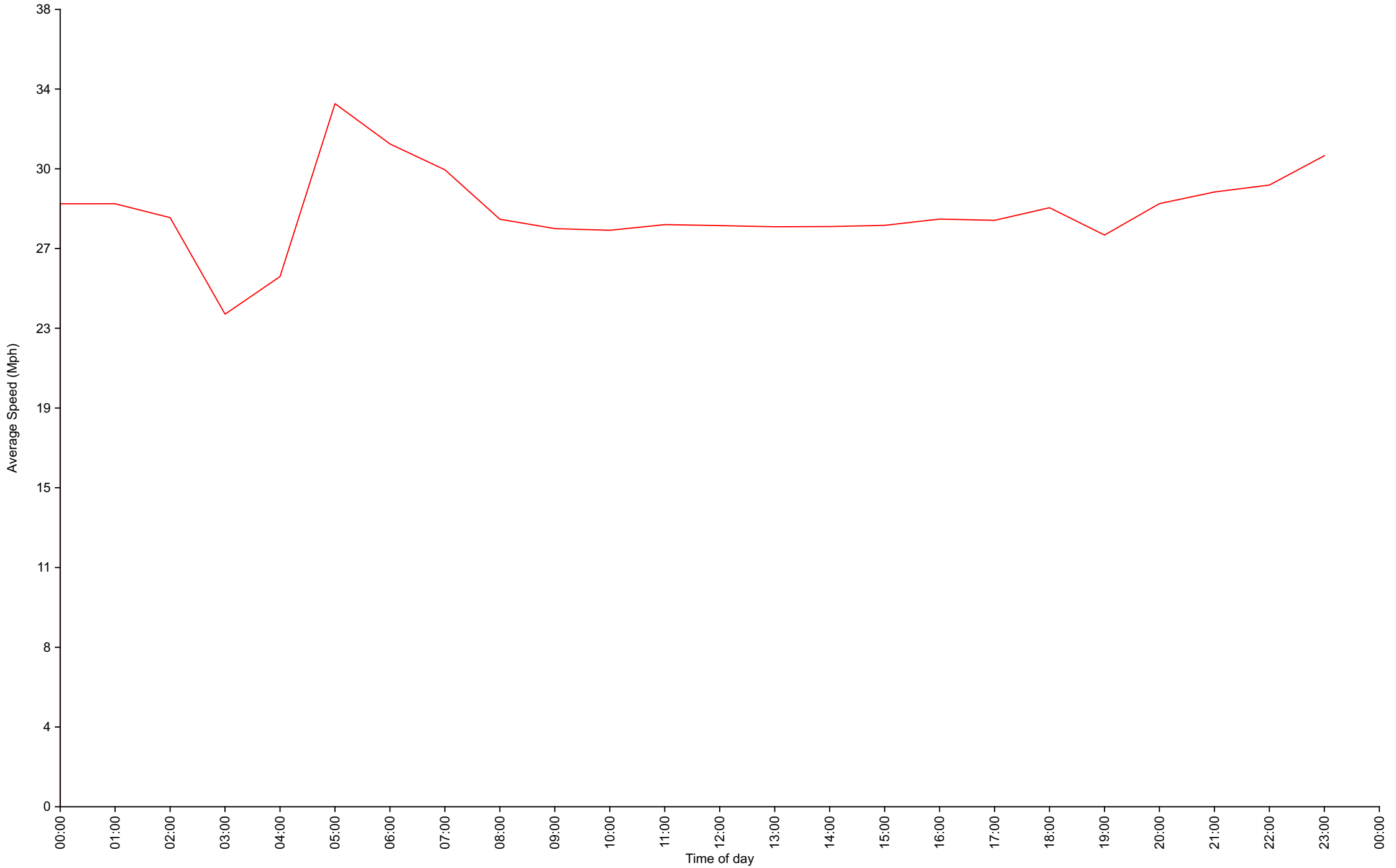
Vehicle Counts By Speed Class

Traffic Overview from Sun Jan 1 2023 to Fri Jun 30 2023



Average Speed By Hour

Traffic Overview from Sun Jan 1 2023 to Fri Jun 30 2023
(60 Minute Resolution)



Cumulative Speed Distribution Curve

Traffic Overview from Sun Jan 1 2023 to Fri Jun 30 2023

