
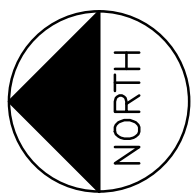


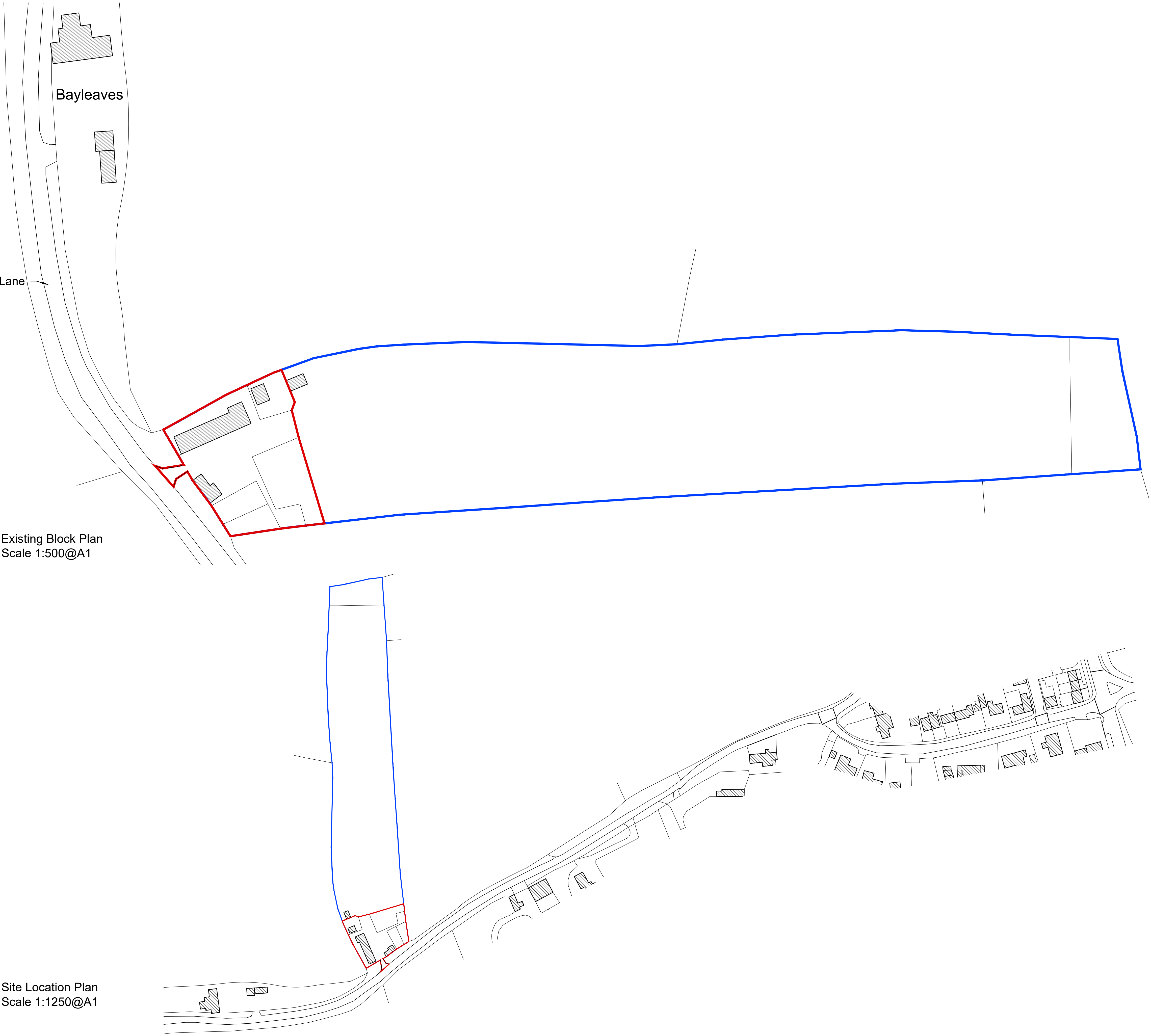
REPRODUCING THESE DRAWINGS BY PRINTING OR COPYING MAY LEAD TO ERRORS. PLEASE REFER TO SCALE BAR. DO NOT SCALE OFF THESE DRAWINGS FOR CONSTRUCTION PURPOSES. IF ANY DISCREPANCIES ARE FOUND, PLEASE CONTACT WESTERN DESIGN ARCHITECTS IMMEDIATELY.



Existing Block Plan
Scale 1:500@A1



Site Location Plan
Scale 1:1250@A1



DESIGNERS RISK ASSESSMENT-
HEALTH AND SAFETY
THE CONSTRUCTION (DESIGN AND MANAGEMENT) REGULATIONS 2015
For significant hazards specific to the project please refer to
Drawing CDM01 where appropriate

NOTES:-

NOTES PLANNING

1. Planning drawings are only to be used for planning purposes & no reliance on compliance with Building regulations should be assumed.
2. With regard to Fire Safety Design all layout details and indicated construction materials are subject confirmation by a specialist fire consultant prior to construction. Material choices are for planning/aesthetic purposes only with fire performance details subject to confirmation by a Specialist Fire Consultant (fixing system behind cladding should also be non combustible A1 or A2 rated and agreed with fire consultant)

REV.	REVISION DETAILS	BY	CKD	DATE
------	------------------	----	-----	------

WDA

westerndesignarchitects.com

Western Design Architects
12 The Granary, Hinton Business Park, Tarrant Hinton, Dorset, DT11 8JF
T:01258 830675 E:info@westerndesign.co.uk

CLIENT
Wanda and Paul Stainer

PROJECT
The Cow Shed, Holt Lane

DRAWING TITLE
Site Location Plan and Existing Block Plan

DRAWN BY EG	CHECKED BY PE	DATE 15.12.2022
SCALE Varies@A1	JOB NO. 2223017	
DRAWING NO. 100	REVISION -	

PLANNING
THIS DRAWING IS COPYRIGHT © Western Design Ltd 2023