

Cusop Parish Development Plan

Residents Questionnaire Report

Issue 1.2

**Prepared by Max Bassett, Data Orchard CIC
June 2014**

info@dataorchard.co.uk

Contents

Introduction	3
Version history	3
Presentation of results	3
Survey methodology	3
Results.....	4
Response to the survey	4
Housing	4
Numbers of New Houses.....	4
Sizes of Houses	7
Design of new buildings.....	8
Infrastructure.....	10
Business/employment.....	10
Land for business	15
Working at or from Home	21
New buildings in the countryside	26
Environment	28
Landscape / Vistas.....	28
Dark Skies	29
Dulas Brook	29
Renewable Energy	30
Personal information	31
Any other comments?	34

Introduction

The purpose of the Parish Development Plan is to allow residents to identify the kind of parish that they want in Cusop over the next 18 years and to influence the way the Parish changes to meet the needs of the current and future community.

A questionnaire was developed covering issues raised at a Drop-in Event in the summer of 2013. Results will go towards formulating a policy to be voted on at a referendum which if passed will become planning law in Cusop. There are also a number of questions that further the Parish Plan undertaken some years ago.

This report presents the basic results from the questionnaire which was conducted during April 2014. The report has been independently produced by Data Orchard CIC¹, commissioned by the Cusop Parish Council, and based directly on the residents’ responses to the distributed questionnaires.

Version history

Issue 1.0 – Report to the Cusop Parish Development Plan Steering Group

Issue 1.1 – Including extra analysis for question 3 specifically about Thirty Acres and for questions 11,12 and 14 in Business/Employment

Issue 1.2 – Additional analysis agreed and corrections to name of Development Group made

Presentation of results

This report presents the results of the survey mainly in the form of tables and charts. For the most part the base for each question is the total number of respondents who answered that question. However, if 10% of the total survey respondents didn’t answer a particular question that is applicable to everyone, the base for that question is considered as the ‘total survey respondents’. For those questions where a substantial proportion have not answered, it is considered that using the total survey respondents as the base and showing how many did not answer gives a more appropriate representation of respondents’ opinions. In this report, an * indicates the situations where this has been used.

The tables show the number and percentage of respondents who selected each option. When percentages are presented, they are rounded to the nearest whole number. This may give rise to occasions where the total number of respondents sums to just under or over 100%. Note that if respondents could select more than one answer to a particular question, the percentages may add up to more than 100%.

Survey methodology

Prior to the survey, a Drop-in Event was held in the summer of 2013, which led to the development of the questionnaire. Volunteers from the parish knocked on the doors of all dwellings in the parish, and gave over enough questionnaires for each individual aged 16 years and over to complete. Residents were also asked to seal their completed questionnaires inside an envelope provided by the distributor. Volunteers were unable to make contact with the occupants of approximately 10 dwellings.

Residents were given at least two weeks to complete the questionnaire before volunteers collected the sealed envelopes. Completed questionnaires were collected by early May 2014.

A copy of the survey can be found in Appendix 1.

¹ Data Orchard C.I.C. (company number 08674626) is a community interest company limited by guarantee.

Results

Response to the survey

According to the 2011 Census, the total number of people aged 16 and over, usually resident in the group parish on 27th March 2011 was 307². Based on this census figure, responses have been received from 79% of residents aged 16 years and over.

Residents who responded to the questionnaire Number	Census 2011 Resident population aged 16 and over	
	Number in parish	% of population responding
247	307	79%

The survey was divided into the following main sections:

- Housing
- Infrastructure
- Business/employment
- Environment
- Personal information

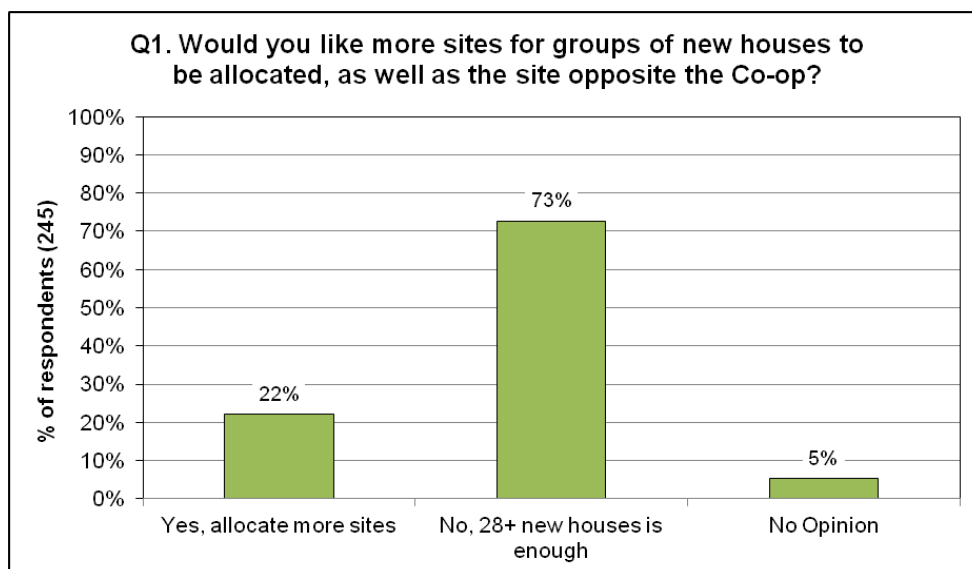
Housing

Numbers of New Houses

Q1. Would you like more sites for groups of new houses to be allocated, as well as the site opposite the Co-op? *(Tick one box only)*

Q1. Nos. & Percentages	No.	%
Yes, allocate more sites	54	22%
No, 28+ new houses is enough	178	73%
No Opinion	13	5%
Total respondents	245	100%
<i>Not answered</i>	<i>2</i>	

² Table KS102EW - Age structure. ONS Crown Copyright Reserved [from Nomis on 13th June 2014]



Additional comments:

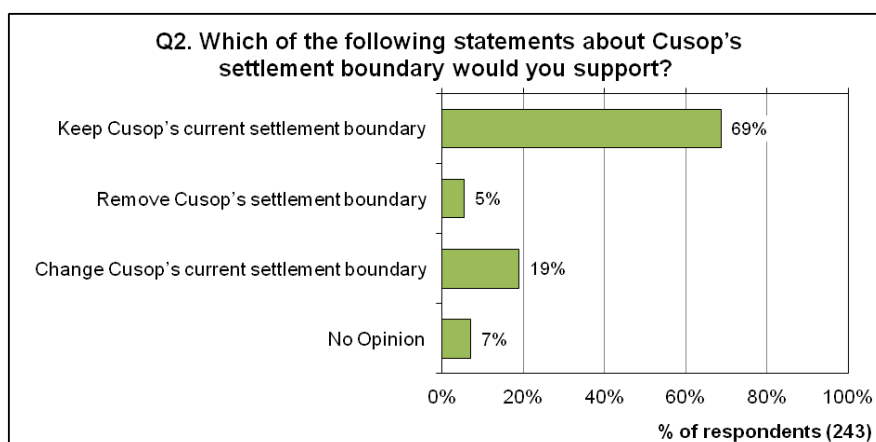
1.1. One only

1.2. Why groups? We do not need Brookside type developments with uniform houses

Q2. Which of the following statements about Cusop’s settlement boundary would you support?

(Tick one box only)

Q2. Nos. & Percentages	No.	%
Keep Cusop’s current settlement boundary	167	69%
Remove Cusop’s settlement boundary	13	5%
Change Cusop’s current settlement boundary	46	19%
No Opinion	17	7%
Total respondents	243	100%
<i>Not answered</i>	<i>4</i>	



Additional comment:

2.1. Have no build areas defined PLUS green infrastructure

Q3. If you have ticked "Change Cusop's current settlement boundary" above, please provide more details below.

I would like to see the current settlement boundary *extended*: 41 comments were made
 I would like to see the current settlement boundary *reduced*: 2 comments were made

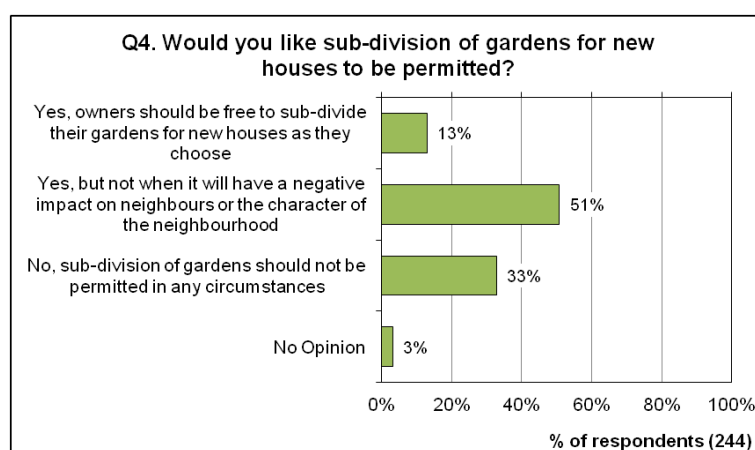
See full list of comments in Appendix 2.

The Development Plan Project Group noted that the commonest suggestion for extending the boundary was to include Thirty Acres and asked for further analysis of this. 41 comments were made about having the current settlement boundary extended - nine of which specified that Thirty Acres should be included, the majority of which were made by residents who lived outside of Thirty Acres themselves. See table 3 below.

Table 3. Q3. Please specify where to extend:	Q24. Where in the parish do you live?
Include 30 acres and the anomaly south of Hardwicke Road	Hardwicke Road and side roads
Also Thirty Acres to be included. Also village hall and church included.	Hardwicke Road and side roads
30 Acres etc towards Mouse Castle. Nantyglassdwr Lane	Lower Dingle (as far as Church Rd junction)
30 Acres	Lower Dingle (as far as Church Rd junction)
To make whole look more "sensible". Currently the boundary excludes odd bits. It should include '30 Acres'	Lower Dingle (as far as Church Rd junction)
Thirty Acres, around the Dingle (upper)	Lower Dingle (as far as Church Rd junction)
To include Thirty Acres	Thirty Acres + near the Church
Add Thirty Acres and houses on Nant-y-glassdwr Lane	Upper Dingle (beyond Church Rd junction)
Connect both boundaries and add Thirty Acres & Hardwicke Road.	Upper Dingle (beyond Church Rd junction)

Q4. Would you like sub-division of gardens for new houses to be permitted?

(Tick one box only)



Q4. Nos. & Percentages	No.	%
Yes, owners should be free to sub-divide their gardens for new houses as they choose	32	13%
Yes, but not when it will have a negative impact on neighbours or the character of the neighbourhood	124	51%
No, sub-division of gardens should not be permitted in any circumstances	80	33%

No Opinion	8	3%
Total respondents	244	100%
<i>Not answered</i>	<i>3</i>	

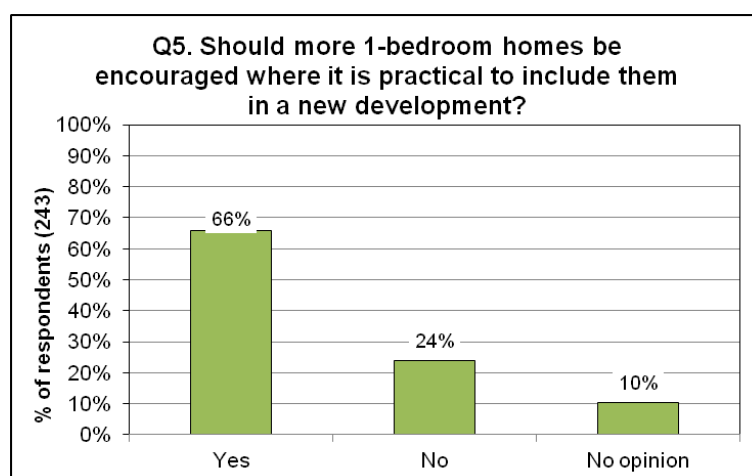
Additional comment:

4.1. In particular *named individual* should be allowed a new proper house on their plot.

Sizes of Houses

Q5. Should more 1-bedroom homes be encouraged where it is practical to include them in a new development?

Q5. Nos. & Percentages	No.	%
Yes	160	66%
No	58	24%
No opinion	25	10%
Total respondents	243	100%
<i>Not answered</i>	<i>4</i>	



Additional comment:

- 5.1. But a very limited number, and quite upmarket in construction, if they are needed. However I think that there is enough small houses inside Hay & outside/the outskirts should be reserved for 3/4 bed occupation.
- 5.2. 2 bedroom yes. Older people like to have family members to stay
- 5.3. Modern developments which include 1 bedroom homes tend to be very small & pokey. 1 bedroom homes need to be very well designed not left to mass developers
- 5.4. Underlined the word 'practical' in the question, and added comment 'this sounds like a 'get out' clause for any development. 1 bedroom homes have less visual impact'

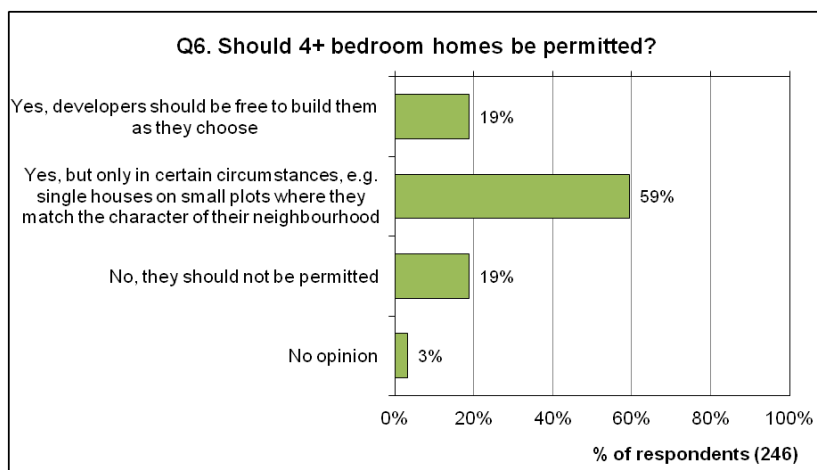
Q6. Should 4+ bedroom homes be permitted?

(Tick one box only)

Q6. Nos. & Percentages	No.	%
Yes, developers should be free to build them as they choose	46	19%
Yes, but only in certain circumstances, e.g. single houses on small plots where they match the character of their neighbourhood	146	59%
No, they should not be permitted	46	19%
No opinion	8	3%
Total respondents	246	100%
<i>Not answered</i>	<i>1</i>	

Additional comment:

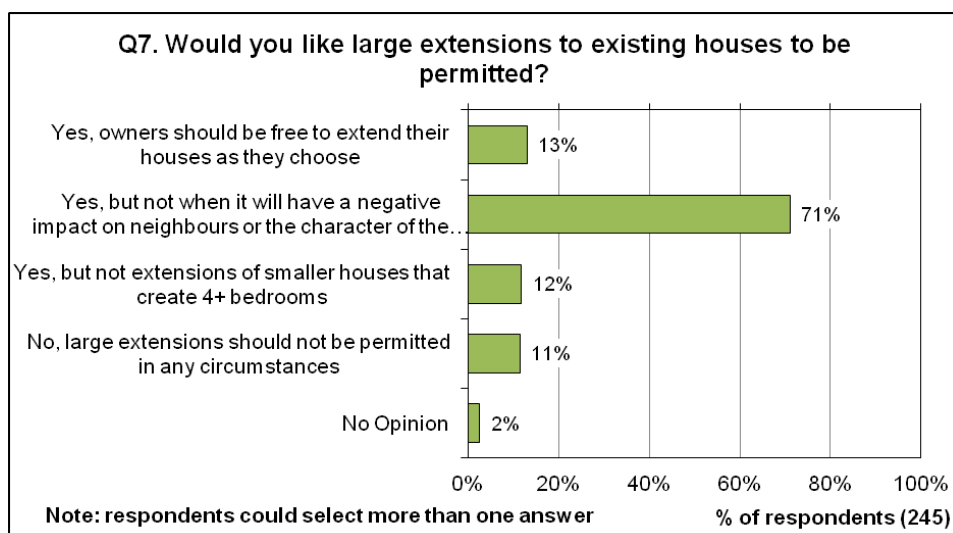
- 6.1. All different and unique, not all similar, as in a "development"
- 6.2. 4+ bedroom houses may have large gardens, but should not be "favoured" unless meeting high ecological standards



Q7. Would you like large extensions to existing houses to be permitted?

(Tick all that you support)

Q7. Nos. & Percentages	No.	%
Yes, owners should be free to extend their houses as they choose	32	13%
Yes, but not when it will have a negative impact on neighbours or the character of the neighbourhood	174	71%
Yes, but not extensions of smaller houses that create 4+ bedrooms	29	12%
No, large extensions should not be permitted in any circumstances	28	11%
No Opinion	6	2%
Total respondents	245	100%
<i>Not answered</i>	2	



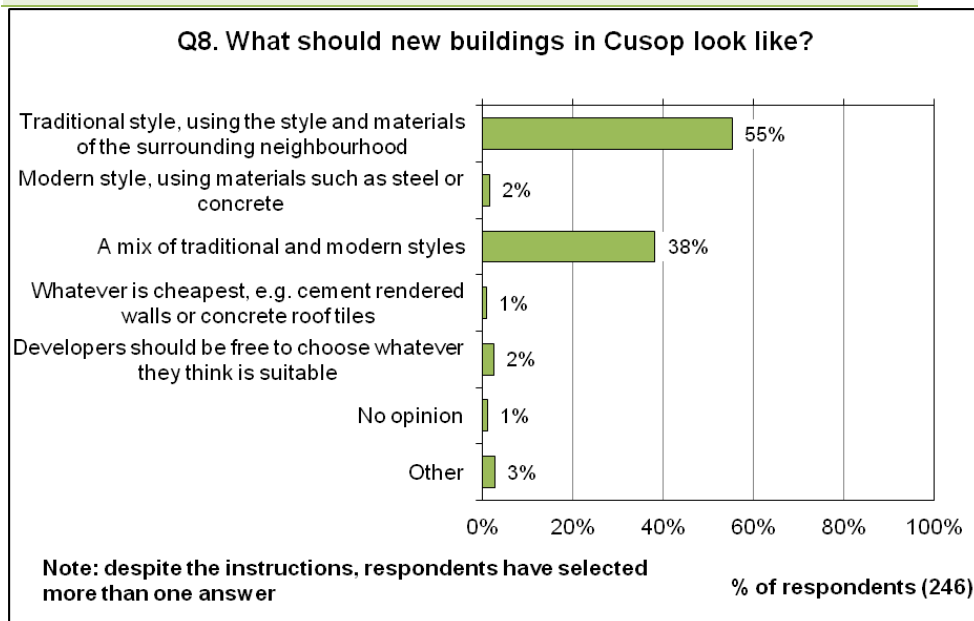
Design of new buildings

Q8. What should new buildings in Cusop look like?:

(Tick one box only) NB: Despite the instructions, a few respondents have selected more than one answer, all of which were included.

Q8. Nos. & Percentages	No.	%
------------------------	-----	---

Traditional style, using the style and materials of the surrounding neighbourhood	136	55%
Modern style, using materials such as steel or concrete	4	2%
A mix of traditional and modern styles	94	38%
Whatever is cheapest, e.g. cement rendered walls or concrete roof tiles	2	1%
Developers should be free to choose whatever they think is suitable	6	2%
No opinion	3	1%
Other	7	3%
Total respondents	246	100%
<i>Not answered</i>	<i>1</i>	



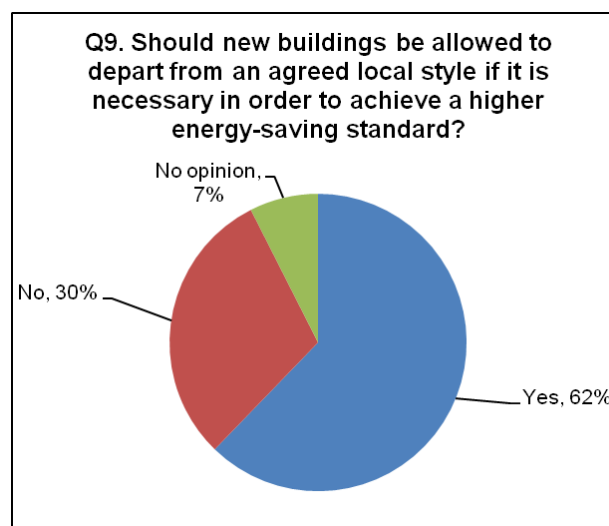
Other, please specify:

7 comments were made

- 8.1. All different not rows of "look alikes" or terraces. Each home should have a garden, however small. We do live in the country, after all! Added comment to ticked option ' but also when it matches surrounds' But 'no' against the two options Whatever is Cheapest... and Developers should be free..
- 8.2. Depends on setting - ultra modern fine for a stand-alone house but otherwise I'd prefer new-builds to be in keeping
- 8.3. Eco-building can be very similar in character as well as much cheaper to build
- 8.4. Good to showcase truly sustainable builds such as Passivhaus + more timber
- 8.5. If possible combining local vernacular with energy efficiency to Passivhaus standards
- 8.6. It would be lovely to see some innovative, architect designed homes built, rather than red brick modern homes or pseudo traditional ones
- 8.7. Matching local style but strong emphasis on 'eco' i.e. energy efficient etc
- 8.8. Special attention should be made to sustainability and energy efficiency.

Q9. Some 'eco-designs' need to use different styles or materials. Should new buildings be allowed to depart from an agreed local style if it is necessary in order to achieve a higher energy-saving standard?

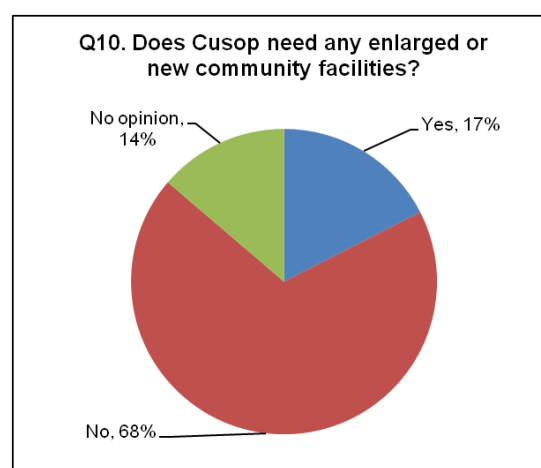
Q9. Nos. & Percentages	No.	%
Yes	150	62%
No	73	30%
No opinion	18	7%
Total respondents	241	100%
<i>Not answered</i>	<i>6</i>	



Infrastructure

Q10. We already have a village hall, a children's playground, and the Church and churchyard. And of course there are many other facilities nearby in Hay. Does Cusop need any enlarged or new community facilities?

Q10. Nos. & Percentages	No.	%
Yes	42	17%
No	165	68%
No opinion	33	14%
Total respondents	240	100%
<i>Not answered</i>	<i>7</i>	



If yes, please state what is needed and why:
41 comments were made
 See full list of comments in Appendix 2.

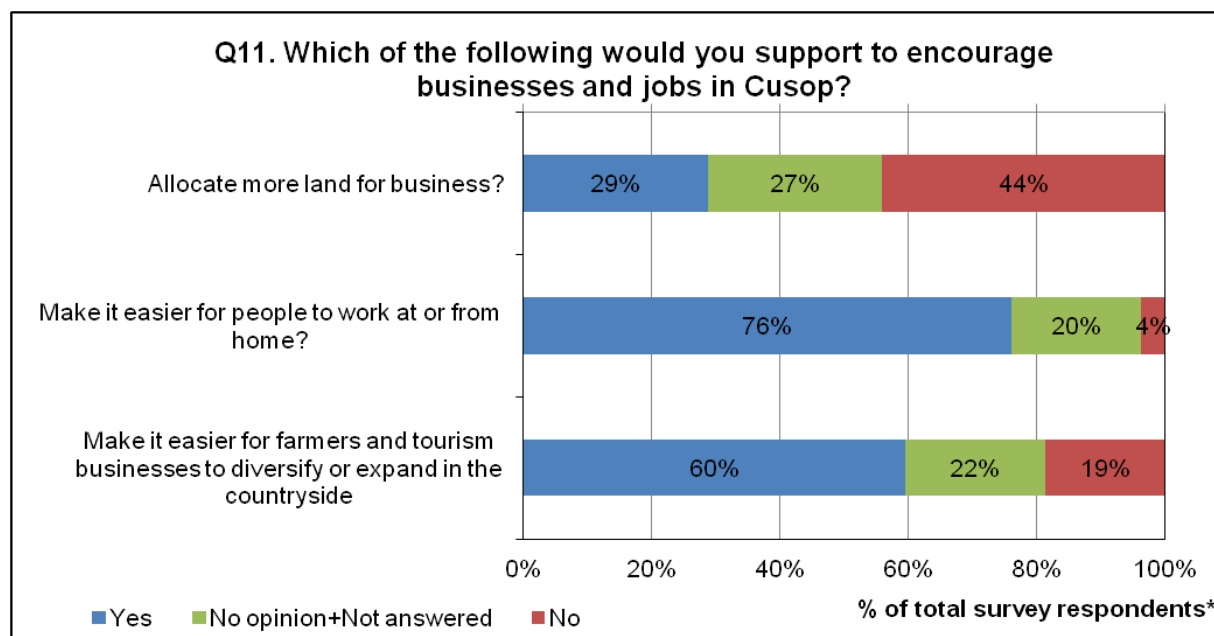
Business/employment

Q11. Which of the following would you support to encourage businesses and jobs in Cusop?
(Tick one box per row)

Q11. Numbers	Yes	No	No opinion	Total respondents	<i>Not answered</i>	Base*
Allocate more land for business?	71	109	34	214	<i>33</i>	247
Make it easier for people to work at or from home?	188	9	22	219	<i>28</i>	247
Make it easier for farmers and tourism businesses to diversify or expand in the countryside	147	46	26	219	<i>28</i>	247
Other	7	10	0	17	<i>230</i>	247

* Note: Base is total number who answered the questionnaire (247)

Q11. Percentages*	Yes	No	No opinion	Total respondents	Not answered	Base*
Allocate more land for business?	29%	44%	14%	87%	13%	100%
Make it easier for people to work at or from home?	76%	4%	9%	89%	11%	100%
Make it easier for farmers and tourism businesses to diversify or expand in the countryside	60%	19%	11%	89%	11%	100%



Other, please specify:

12 comments were made

See full list of comments in Appendix 2.

In order to understand demand for business options on offer, the Development Plan Project Group was specifically interested in views from respondents who were employed and self employed.

For cross tabulations with this relatively small sample size of 120 respondents (by Employed full-time, Employed part-time and Self-employed) only differences over 10 percentage points or more are highlighted (in dark green).

Summary of Question 11 by employment status

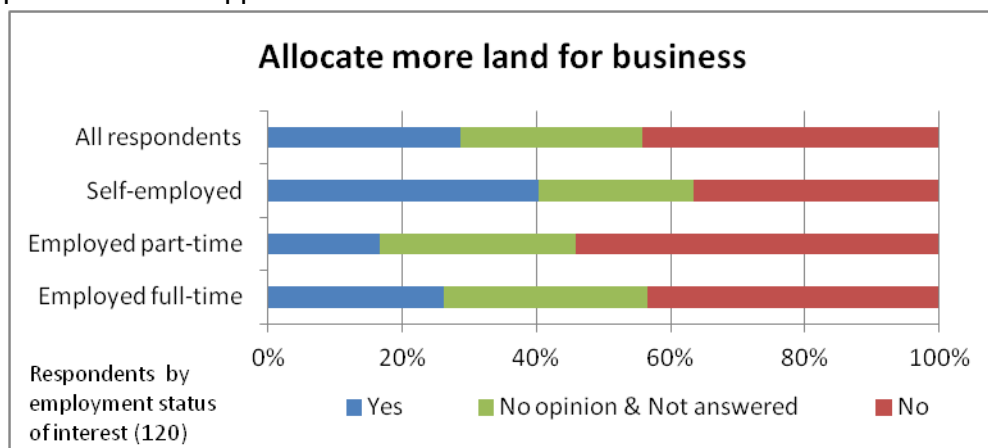
Allocate more land for Development

Q11a. Allocate more land for business - Numbers	Yes	No	No opinion	Not answered	Total respondents
Employed full-time	12	20	11	3	46
Employed part-time	4	13	5	2	24
Self-employed	21	19	6	6	52
Unemployed and looking for work	2	1	0	0	3
All respondents	71	109	34	33	247

Q11a. Allocate more land for business - Percentages

	Yes	No	No opinion	Not answered
Employed full-time	26%	43%	24%	7%
Employed part-time	17%	54%	21%	8%
Self-employed	40%	37%	12%	12%
All respondents	29%	44%	14%	13%

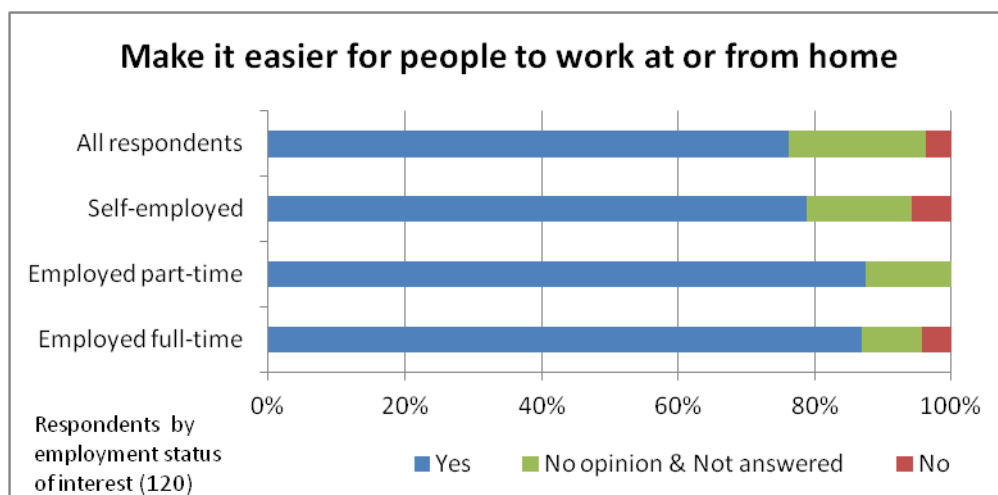
A higher proportion of respondents who were self employed supported more land being allocated for business compared to all respondents, whereas there was a lower proportion of those who were employed part-time who supported this.

**Make it easier for people to work at or from home****Q11b. Make it easier for people to work at or from home- Numbers**

	Yes	No	No opinion	Not answered	Total respondents
Employed full-time	40	2	2	2	46
Employed part-time	21	0	3	0	24
Self-employed	41	3	3	5	52
Unemployed and looking for work	2	0	1	0	3
All respondents	188	9	22	28	247

Q11b. Make it easier for people to work at or from home - Percentages

	Yes	No	No opinion	Not answered
Employed full-time	87%	4%	4%	4%
Employed part-time	88%	0%	13%	0%
Self-employed	79%	6%	6%	10%
All respondents	76%	4%	9%	11%

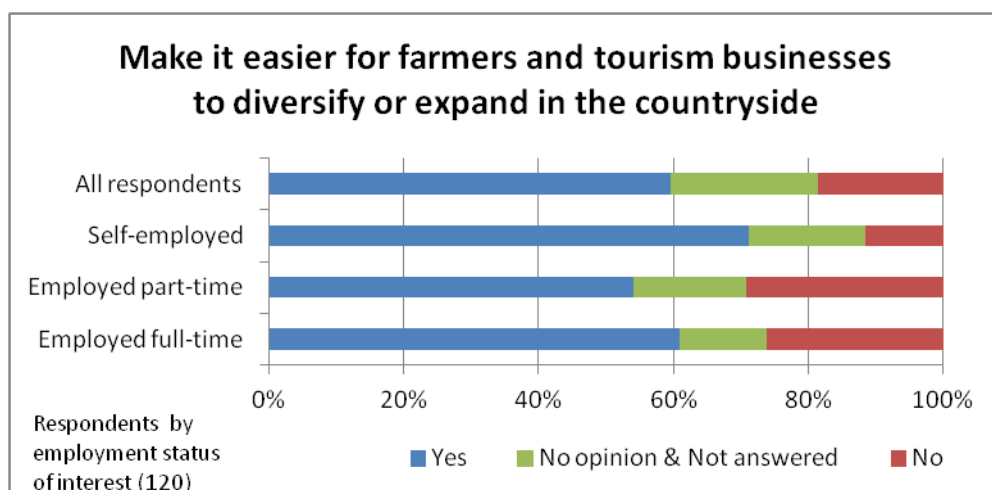


Respondents who were employed both full- and part-time were more in support of making it easier for people to work at or from home than respondents overall.

Make it easier for farmers and tourism businesses to diversify or expand in the countryside

Q11c. Make it easier for farmers and tourism businesses to diversify or expand in the countryside - Numbers	Yes	No	No opinion	Not answered	Total respondents
Employed full-time	40	2	2	2	46
Employed part-time	21	0	3	0	24
Self-employed	41	3	3	5	52
Unemployed and looking for work	2	0	1	0	3
All respondents	188	9	22	28	247

Q11c. Make it easier for farmers and tourism businesses to diversify or expand in the countryside - Percentages	Yes	No	No opinion	Not answered
Employed full-time	61%	26%	4%	9%
Employed part-time	54%	29%	8%	8%
Self-employed	71%	12%	12%	6%
All respondents	60%	19%	11%	11%



A higher proportion of respondents who were self-employed would support making it easier for farmers and tourism businesses to diversify or expand in the countryside compared to all respondents.

Other please specify

Self-employed	The river frontage needs to be developed for canoeing & restaurants etc for tourists to leave their money with us locally - again, high ceilinged halls for studio space/carpentry would be nice. Comment against Allocate more land option 'not dirty/industrial more shops'
Self-employed	Make it easier for people to work at/from home providing it does not involve increased noise or traffic
Self-employed	Set up local small business network to pool resources and expertise
Self-employed	Any expansion of business needs to consider impact on residential areas, e.g. through noise
Employed part-time	Better broadband - currently totally inadequate.

Land for business

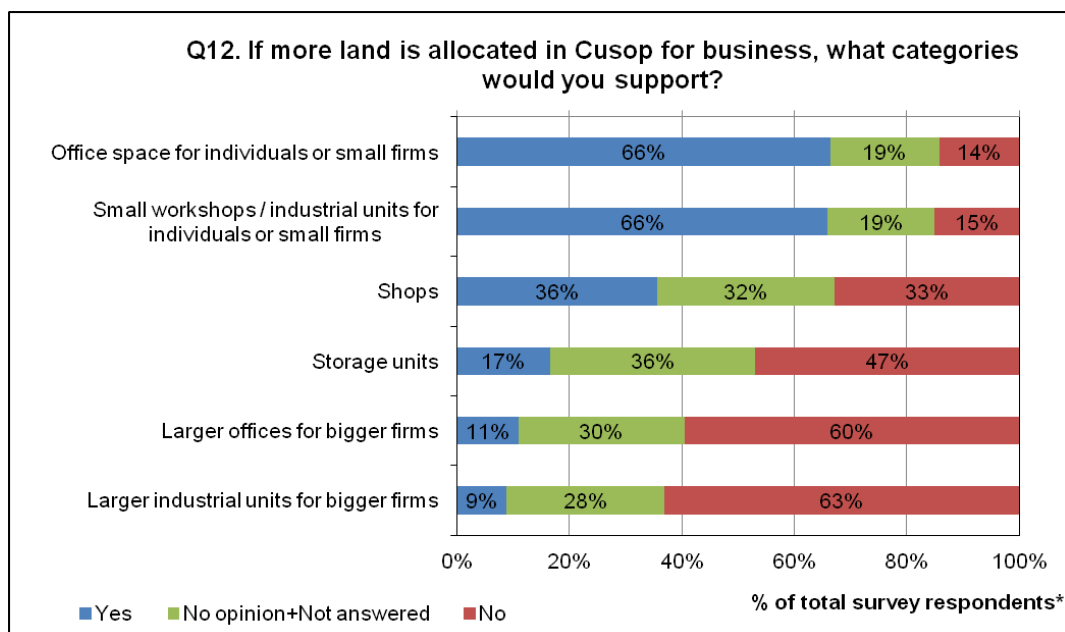
Q12. If more land is allocated in Cusop for business, what categories would you support?

(Tick one box per row)

Q12. Numbers	Yes	No	No opinion	Total respondents	Not answered	Base*
Office space for individuals or small firms	164	35	23	222	25	247
Larger offices for bigger firms	27	147	29	203	44	247
Small workshops / industrial units for individuals or small firms	163	37	23	223	24	247
Larger industrial units for bigger firms	22	156	28	206	41	247
Storage units	41	116	44	201	46	247
Shops	88	81	38	207	40	247
Other	4	9	0	13	234	247

* Note: Base is total number who answered the questionnaire (247)

Q12. Percentages*	Yes	No	No opinion	Total respondents	Not answered	Base*
Office space for individuals or small firms	66%	14%	9%	90%	10%	100%
Larger offices for bigger firms	11%	60%	12%	82%	18%	100%
Small workshops / industrial units for individuals or small firms	66%	15%	9%	90%	10%	100%
Larger industrial units for bigger firms	9%	63%	11%	83%	17%	100%
Storage units	17%	47%	18%	81%	19%	100%
Shops	36%	33%	15%	84%	16%	100%



Other, please specify:

- 12.1. Added comment to 'shop' option '-little e.g. veg or whole food or craft'
- 12.2. Land for a public house
- 12.3. Restaurants/food, drycleaners/shoe repairs, open air space for outdoor performers like an amphitheatre available to all. Cinemas. Entertainment Ballet/theatre. Hay Tourist Centre is not adequate enlarge or replace! Comment against Larger industrial units option 'NO big firms in Cusop'
- 12.4. Small business clusters
- 12.5. Specified 'small' against storage units option

In order to understand demand for land for business options, the Development Plan Project Group was specifically interested in views from respondents who were employed and self employed.

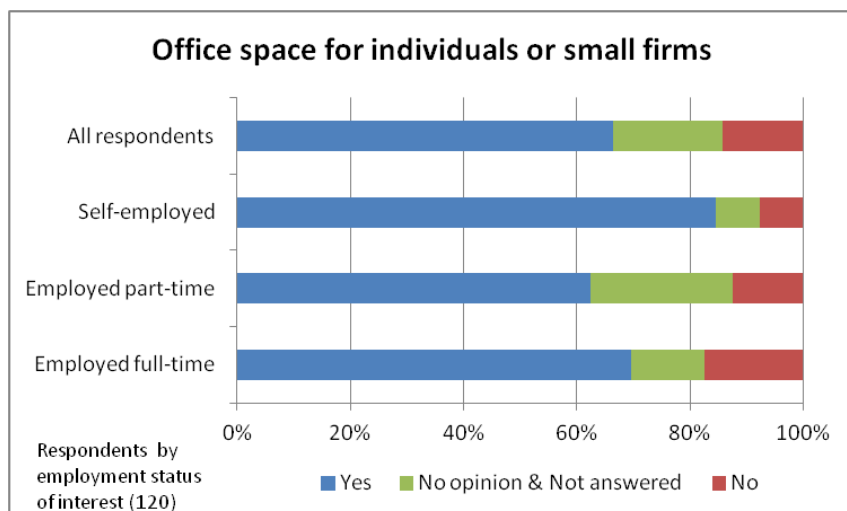
For cross tabulations with this relatively small sample size of 120 respondents (by Employed full-time, Employed part-time and Self-employed) only differences over 10 percentage points or more are highlighted (in dark green).

Summary of Question 12 by employment status

Office space for individuals or small firms

Q12a. Office space for individuals or small firms - Numbers	Yes	No	No opinion	Not answered	Total respondents
Employed full-time	32	8	4	2	46
Employed part-time	15	3	3	3	24
Self-employed	44	4	2	2	52
Unemployed and looking for work	2	1	0	0	3
All respondents	164	35	23	25	247

Q12a. Office space for individuals or small firms - Percentages	Yes	No	No opinion	Not answered
Employed full-time	70%	17%	9%	4%
Employed part-time	63%	13%	13%	13%
Self-employed	85%	8%	4%	4%
All respondents	66%	14%	9%	10%



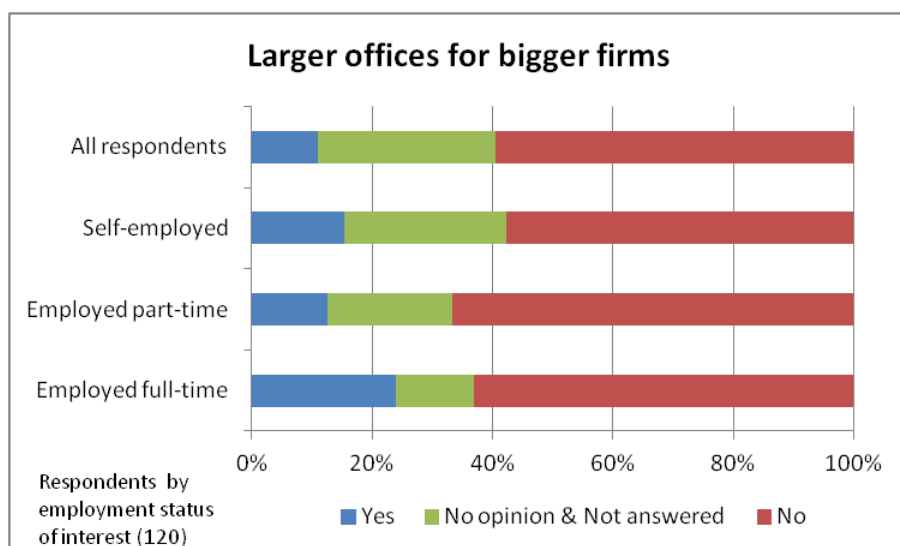
A higher proportion of respondents who were self-employed would support land allocated for office space for individuals or small firms compared to all respondents.

Larger offices for bigger firms

Q12b. Larger offices for bigger firms - Numbers	Yes	No	No opinion	Not answered	Total respondents
Employed full-time	11	29	2	4	46
Employed part-time	3	16	2	3	24
Self-employed	8	30	4	10	52
Unemployed and looking for work	1	1	1	0	3
All respondents	27	147	29	44	247

Q12b. Larger offices for bigger firms - Percentages	Yes	No	No opinion	Not answered
Employed full-time	24%	63%	4%	9%
Employed part-time	13%	67%	8%	13%
Self-employed	15%	58%	8%	19%
All respondents	11%	60%	12%	18%

A higher proportion of respondents who were employed full-time would support land allocated for larger offices for bigger firms compared to all respondents.

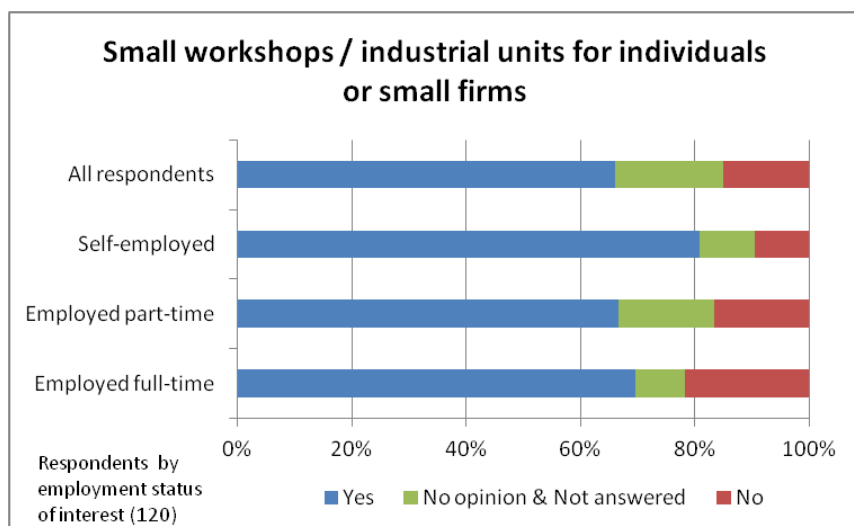


Small workshops / industrial units for individuals or small firms

Q12c. Small workshops / industrial units for individuals or small firms - Numbers	Yes	No	No opinion	Not answered	Total respondents
Employed full-time	32	10	2	2	46
Employed part-time	16	4	2	2	24
Self-employed	42	5	1	4	52
Unemployed and looking for work	1	1	1	0	3
All respondents	163	37	23	24	247

Q12c. Small workshops / industrial units for individuals or small firms - Percentages	Yes	No	No opinion	Not answered
Employed full-time	70%	22%	4%	4%
Employed part-time	67%	17%	8%	8%
Self-employed	81%	10%	2%	8%
All respondents	66%	15%	9%	10%

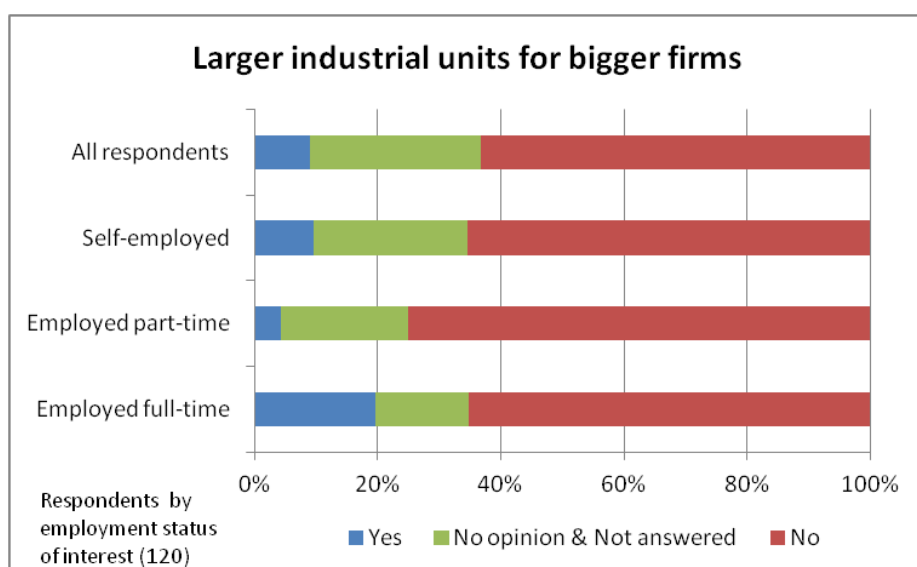
There was proportionately more support for land to be allocated for small workshops / industrial units from respondents who were self-employed compared to all respondents.



Larger industrial units for bigger firms

Q12d. Larger industrial units for bigger firms - Numbers	Yes	No	No opinion	Not answered	Total respondents
Employed full-time	9	30	3	4	46
Employed part-time	1	18	2	3	24
Self-employed	5	34	5	8	52
Unemployed and looking for work	0	2	1	0	3
All respondents	22	156	28	41	247

Q12d. Larger industrial units for bigger firms - Percentages	Yes	No	No opinion	Not answered
Employed full-time	20%	65%	7%	9%
Employed part-time	4%	75%	8%	13%
Self-employed	10%	65%	10%	15%
All respondents	9%	63%	11%	17%

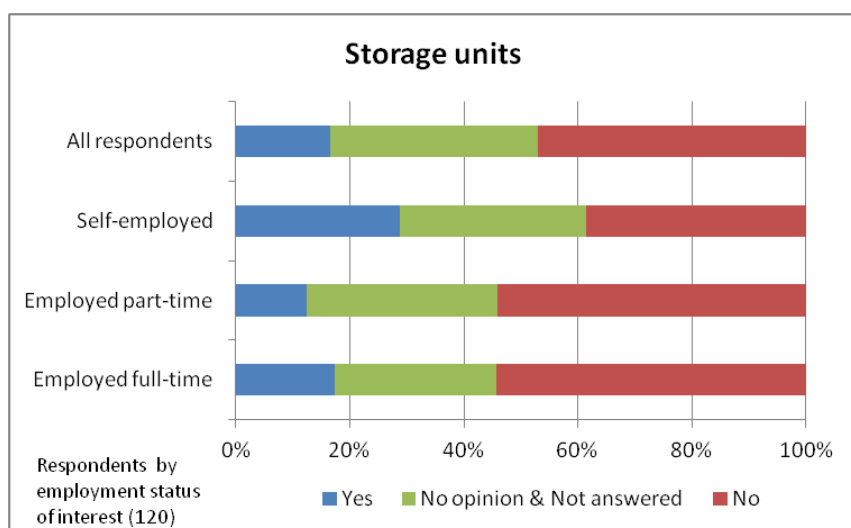


A higher proportion of respondents who were employed full-time would support land allocated for larger industrial units for bigger firms compared to all respondents, whilst there was a higher proportion of those who were employed part-time that would not support land for this use.

Storage units

Q12e. Storage units - Numbers	Yes	No	No opinion	Not answered	Total respondents
Employed full-time	8	25	6	7	46
Employed part-time	3	13	5	3	24
Self-employed	15	20	9	8	52
Unemployed and looking for work	0	1	2	0	3
All respondents	41	116	44	46	247

Q12e. Storage units - Percentages	Yes	No	No opinion	Not answered
Employed full-time	17%	54%	13%	15%
Employed part-time	13%	54%	21%	13%
Self-employed	29%	38%	17%	15%
All respondents	17%	47%	18%	19%



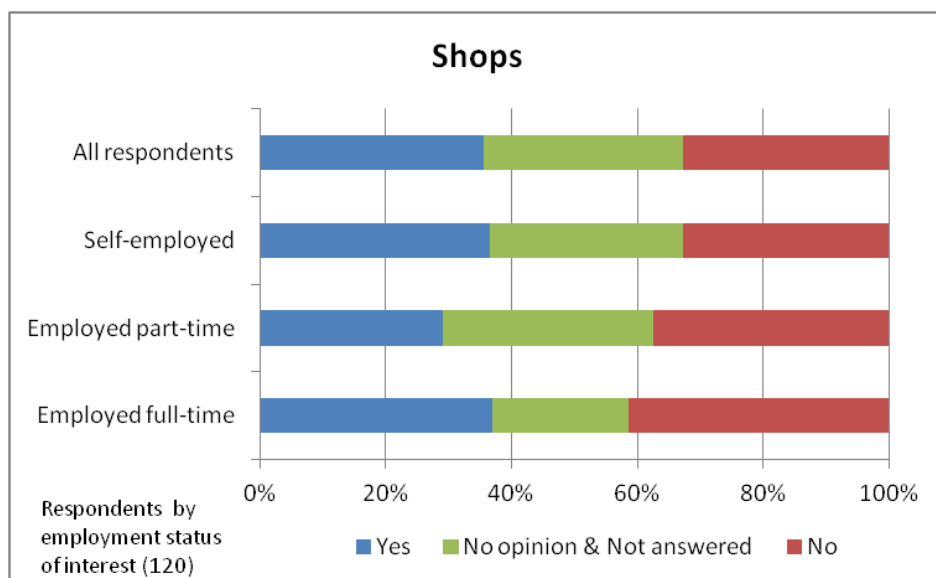
A higher proportion of self-employed respondents would support land allocated for storage units compared to all respondents.

Shops

Q12f. Shops - Numbers	Yes	No	No opinion	Not answered	Total respondents
Employed full-time	17	19	3	7	46
Employed part-time	7	9	5	3	24
Self-employed	19	17	8	8	52
Unemployed and looking for work	2	1	0	0	3
All respondents	88	81	38	40	247

Q12f. Shops - Percentages	Yes	No	No opinion	Not answered
Employed full-time	37%	41%	7%	15%
Employed part-time	29%	38%	21%	13%
Self-employed	37%	33%	15%	15%
All respondents	36%	33%	15%	16%

There were no significant differences between different employment statuses and all respondents.



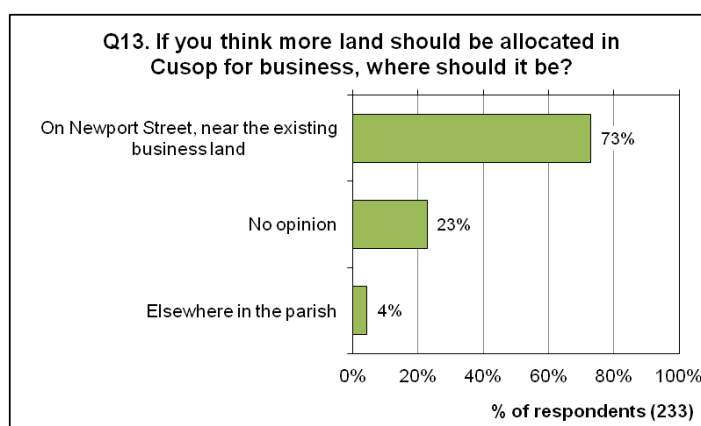
Other please specify

Self-employed	Restaurants/food, drycleaners/shoe repairs, open air space for outdoor performers like an amphitheatre available to all. Cinemas. Entertainment Ballet/theatre Hay Tourist Centre is not adequate enlarge or replace! Comment against Larger industrial units option 'NO big firms in Cusop'
Self-employed	Starter units for embryonic businesses with good services + connectivity - possibly a cluster or community

Q13. If you think more land should be allocated in Cusop for business, where should it be?:

(Tick one box only)

Q13. Nos. & Percentages	No.	%
On Newport Street, near the existing business land	170	73%
No opinion	53	23%
Elsewhere in the parish	10	4%
Total respondents	233	100%
<i>Not answered</i>	<i>14</i>	



Elsewhere in the parish - please specify where:

8 comments were made

- 13.1. 30 Acres
- 13.2. Around 30 Acres
- 13.3. Dingle Nantyglasdwr Lane
- 13.4. Far side of Hay, near the pill factory: Forest Road; Hardwicke Road towards Hereford/Madley
- 13.5. Hardwicke Road
- 13.6. Hardwicke Road, Nant-y-glasdwr lane, Newport Street
- 13.7. Newport Street Floods Plenty of Land
- 13.8. Opportunity sites

Working at or from Home

Q14. In order to make it easier for people to work at or from home, how would you rate the following options?: *(Tick one box per row)*

Q14. Numbers	Very important	Fairly important	Not important	No opinion	Total respondents	Not answered
Faster / more reliable broadband and mobile phone	200	28	4	3	235	12
Better roads	85	79	60	5	229	18
More frequent postal deliveries	30	81	98	11	220	27
Advice and mentoring for new start-ups	69	90	35	29	223	24
Hub for small businesses e.g. providing photocopying etc.	52	95	60	22	229	18
Other	2	4	0	0	6	241

Q14. Percentages	Very important	Fairly important	Not important	No opinion	Total respondents
Faster / more reliable broadband and mobile phone	85%	12%	2%	1%	100%
Better roads	37%	34%	26%	2%	100%
More frequent postal deliveries	14%	37%	45%	5%	100%
Advice and mentoring for new start-ups	31%	40%	16%	13%	100%
Hub for small businesses e.g. providing photocopying etc.	23%	41%	26%	10%	100%

Other, please specify:

- 14.1. Assistance for people with disabilities.
- 14.2. Broadband is already fast. Better quality roads without potholes
- 14.3. Extensions to houses/work sheds
- 14.4. Facilities for 10 day pop ups during Festival! Comments against postal delivery option: 'Good as is' Comments against Advice & Mentoring: 'Dedicated offices for job/community advice'
- 14.5. Link lower Mead to Nant-y-glasdwr lane as a corridor for development
- 14.6. local forum/network
- 14.7. The hub mentioned above is an excellent idea, I am self-employed and would certainly benefit!

In order to understand what would make it easier for people to work at or from home, the Development Plan Project Group was specifically interested in views from respondents who were employed and self employed.

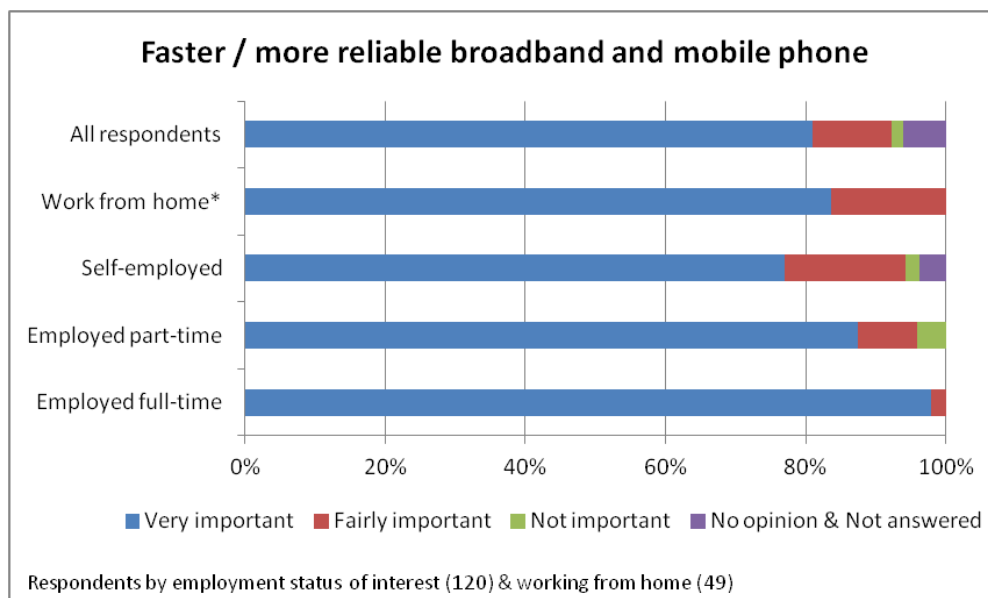
For cross tabulations with this relatively small sample size of 120 respondents (by Employed full-time, Employed part-time and Self-employed) and 49 who answered 'Working from home' in question 27 only differences over 10 percentage points or more are highlighted (in dark green).

Summary of Question 14 by employment status

Faster / more reliable broadband and mobile phone

Q14a. Faster / more reliable broadband and mobile phone - Numbers	Very important	Fairly important	Not important	No opinion	Not answered	Total respondents
Employed full-time	45	1	0	0	0	46
Employed part-time	21	2	1	0	0	24
Self-employed	40	9	1	0	2	52
Unemployed and looking for work	2	1	0	0	0	3
Work from home*	41	8	0	0	0	49
All respondents	200	28	4	3	12	247

Q14a. Faster / more reliable broadband and mobile phone - Percentages	Very important	Fairly important	Not important	No opinion	Not answered
Employed full-time	98%	2%	0%	0%	0%
Employed part-time	88%	8%	4%	0%	0%
Self-employed	77%	17%	2%	0%	4%
Work from home*	84%	16%	0%	0%	0%
All respondents	81%	11%	2%	1%	5%



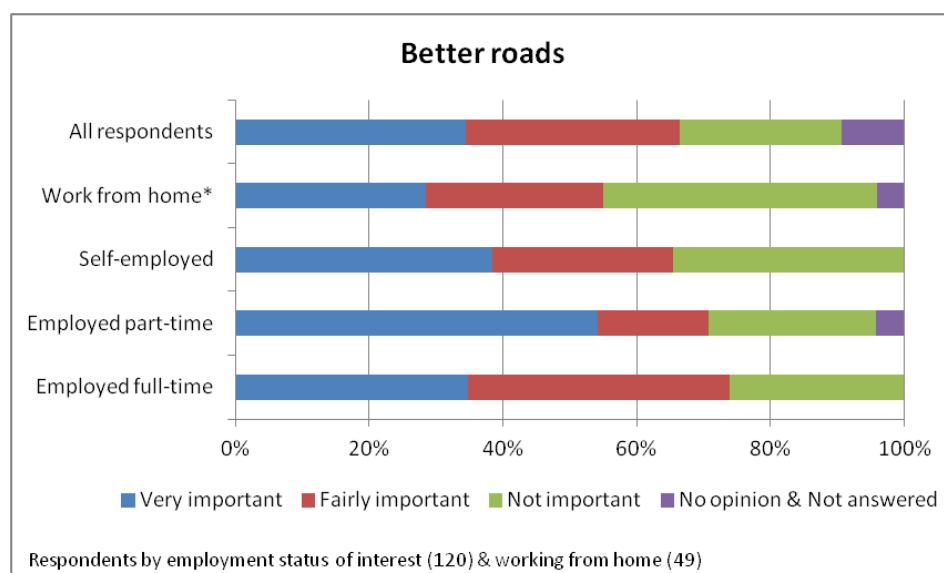
A higher proportion of respondents who are employed full-time felt it was very important to have a faster and more reliable broadband and mobile phone services than all respondents overall.

* Those respondents who ticked the working from home option in question 27 regardless of their employment status

Better roads

Q14b. Better roads - Numbers	Very important	Fairly important	Not important	No opinion	Not answered	Total respondents
Employed full-time	16	18	12	0	0	46
Employed part-time	13	4	6	1	0	24
Self-employed	20	14	18	0	0	52
Unemployed and looking for work	0	2	1	0	0	3
Work from home*	14	13	20	0	2	49
All respondents	85	79	60	5	18	247

Q14b. Better roads - Percentages	Very important	Fairly important	Not important	No opinion	Not answered
Employed full-time	35%	39%	26%	0%	0%
Employed part-time	54%	17%	25%	4%	0%
Self-employed	38%	27%	35%	0%	0%
Work from home*	29%	27%	41%	0%	4%
All respondents	34%	32%	24%	2%	7%

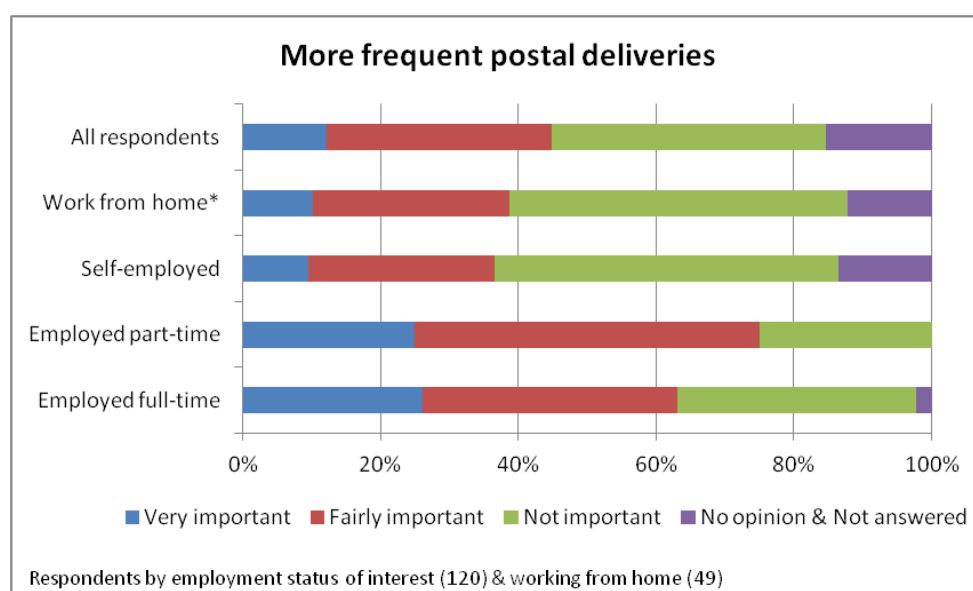


More frequent postal deliveries

Q14c. More frequent postal deliveries - Numbers	Very important	Fairly important	Not important	No opinion	Not answered	Total respondents
Employed full-time	12	17	16	1	0	46
Employed part-time	6	12	6	0	0	24
Self-employed	5	14	26	0	7	52
Unemployed and looking for work	0	1	2	0	0	3
Work from home*	5	14	24	1	5	49
All respondents	30	81	98	11	27	247

* Those respondents who ticked the working from home option in question 27 regardless of their employment status

Q14c. More frequent postal deliveries - Percentages	Very important	Fairly important	Not important	No opinion	Not answered
Employed full-time	26%	37%	35%	2%	0%
Employed part-time	25%	50%	25%	0%	0%
Self-employed	10%	27%	50%	0%	13%
Work from home*	10%	29%	49%	2%	10%
All respondents	12%	33%	40%	4%	11%



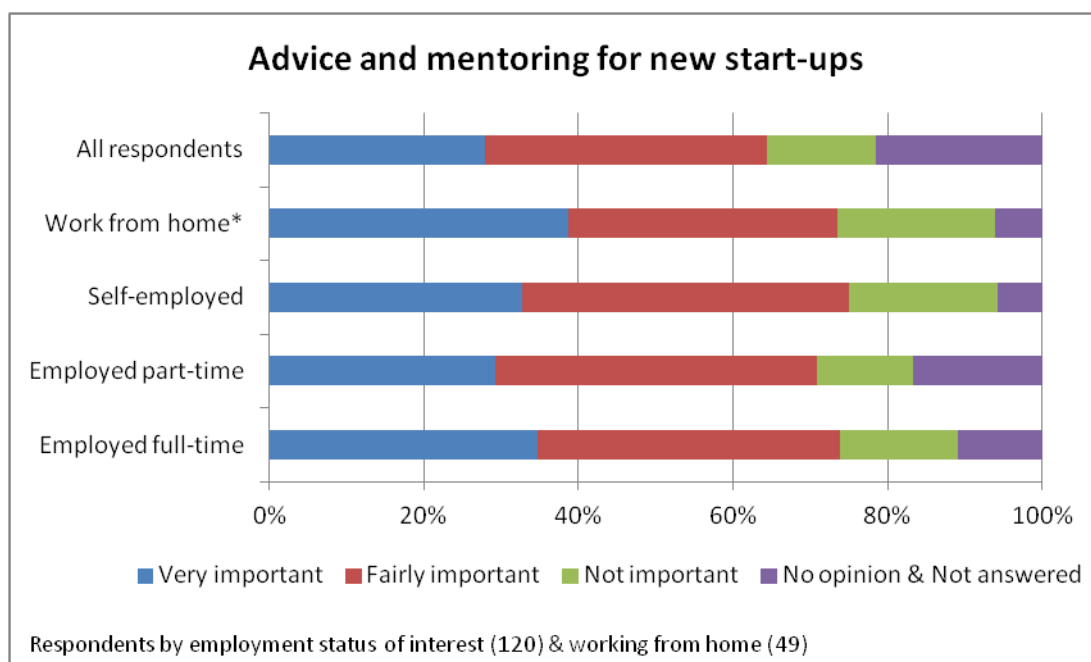
Those who are employed part time are more in favour of more frequent postal deliveries, also a higher proportion of employed full-time respondents felt it was very important compared to all respondents.

Advice and mentoring for new start-ups

Q14d. Advice and mentoring for new start-ups - Numbers	Very important	Fairly important	Not important	No opinion	Not answered	Total respondents
Employed full-time	16	18	7	4	1	46
Employed part-time	7	10	3	4	0	24
Self-employed	17	22	10	1	2	52
Unemployed and looking for work	2	1	0	0	0	3
Work from home*	19	17	10	3	0	49
All respondents	69	90	35	29	24	247

Q14d. Advice and mentoring for new start-ups - Percentages	Very important	Fairly important	Not important	No opinion	Not answered
Employed full-time	35%	39%	15%	9%	2%
Employed part-time	29%	42%	13%	17%	0%
Self-employed	33%	42%	19%	2%	4%
Work from home*	39%	35%	20%	6%	0%
All respondents	28%	36%	14%	12%	10%

* Those respondents who ticked the working from home option in question 27 regardless of their employment status



A higher proportion of those who work from home regardless of their employment status felt it was very important to have advice and mentoring for new start-ups.

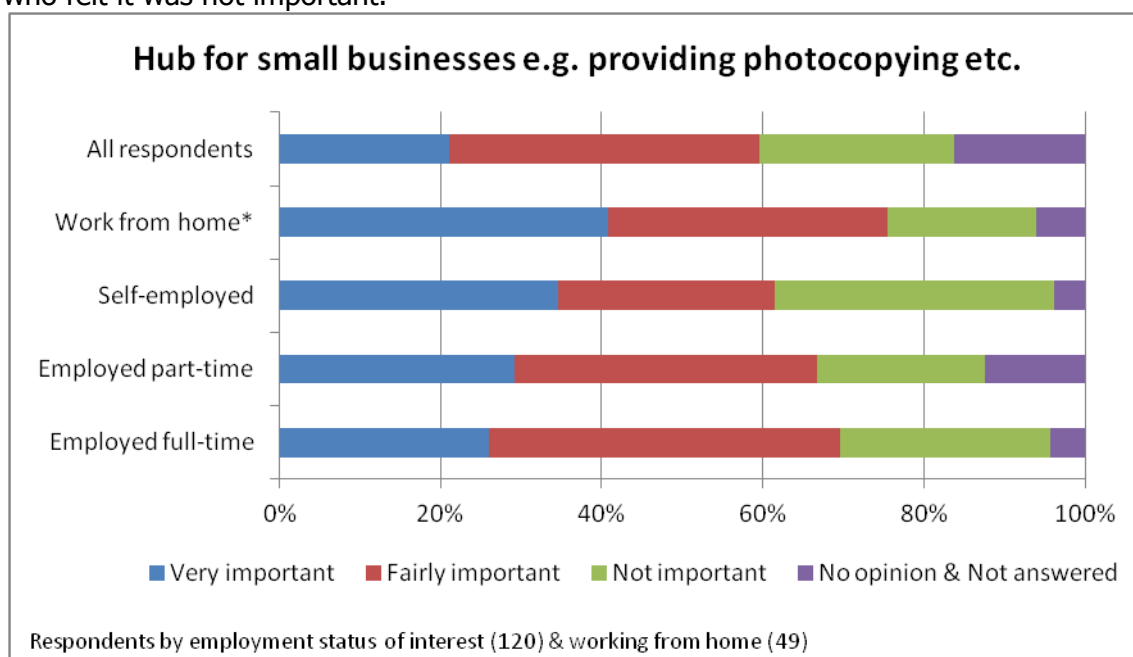
Hub for small businesses e.g. providing photocopying etc.

Q14e. Hub for small businesses e.g. providing photocopying etc. - Numbers	Very important	Fairly important	Not important	No opinion	Not answered	Total respondents
Employed full-time	12	20	12	1	1	46
Employed part-time	7	9	5	3	0	24
Self-employed	18	14	18	0	2	52
Unemployed and looking for work	1	1	0	1	0	3
Work from home*	20	17	9	3	0	49
All respondents	52	95	60	22	18	247

Q14e. Hub for small businesses e.g. providing photocopying etc. - Percentages	Very important	Fairly important	Not important	No opinion	Not answered
Employed full-time	26%	43%	26%	2%	2%
Employed part-time	29%	38%	21%	13%	0%
Self-employed	35%	27%	35%	0%	4%
Work from home*	41%	35%	18%	6%	0%
All respondents	21%	38%	24%	9%	7%

* Those respondents who ticked the working from home option in question 27 regardless of their employment status

Self employed views about a hub for small business are quite polarised with a higher proportion feeling this was very important compared with all respondents whilst also having a higher proportion of self employed who felt it was not important.



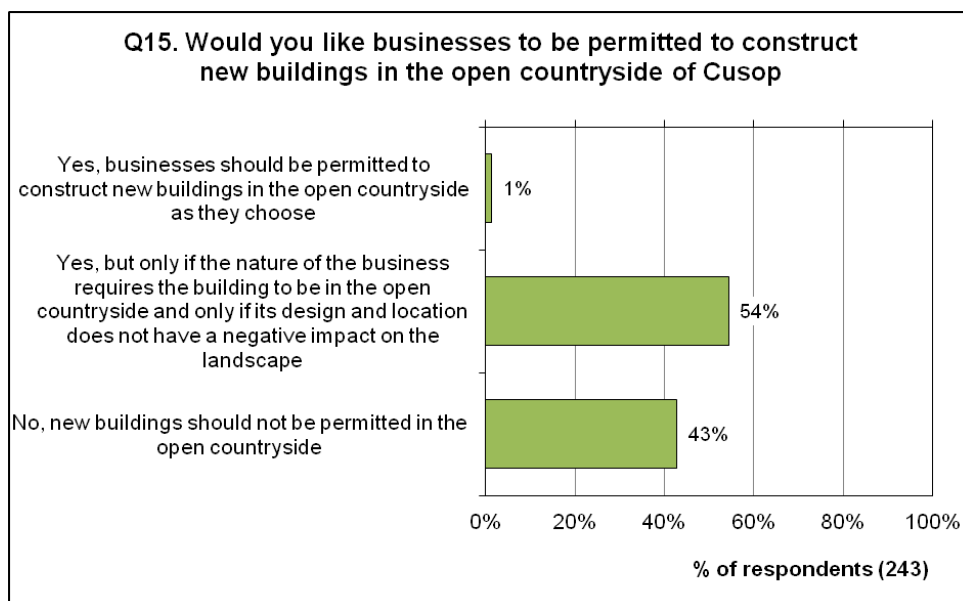
Other, please specify:

Employed full-time	Very important	Assistance for people with disabilities.
Employed full-time	Fairly important	Extensions to houses/work sheds
Self-employed	Very important	Local forum/network
Self-employed	Fairly important	Facilities for 10 day pop ups during Festival! Comments against postal delivery option: 'Good as is' Comments against Advice & Mentoring: 'Dedicated offices for job/community advice'
Self-employed		The hub mentioned above is an excellent idea, I am self-employed and would certainly benefit!

New buildings in the countryside

Q15. Would you like businesses to be permitted to construct new buildings in the open countryside of Cusop: *(Tick one box only)*

Q15. Nos. & Percentages	No.	%
Yes, businesses should be permitted to construct new buildings in the open countryside as they choose	3	1%
Yes, but only if the nature of the business requires the building to be in the open countryside and only if its design and location does not have a negative impact on the landscape	132	54%
No, new buildings should not be permitted in the open countryside	104	43%
No opinion	4	2%
Total respondents	243	100%
<i>Not answered</i>	<i>4</i>	

**Additional comment:**

- 15.1. But a % ratio of open land : construction should be established, for e.g. 15% of Cusop built up
 15.2. It will have some impact. Get real!
 15.3. There are enough sites related to built form

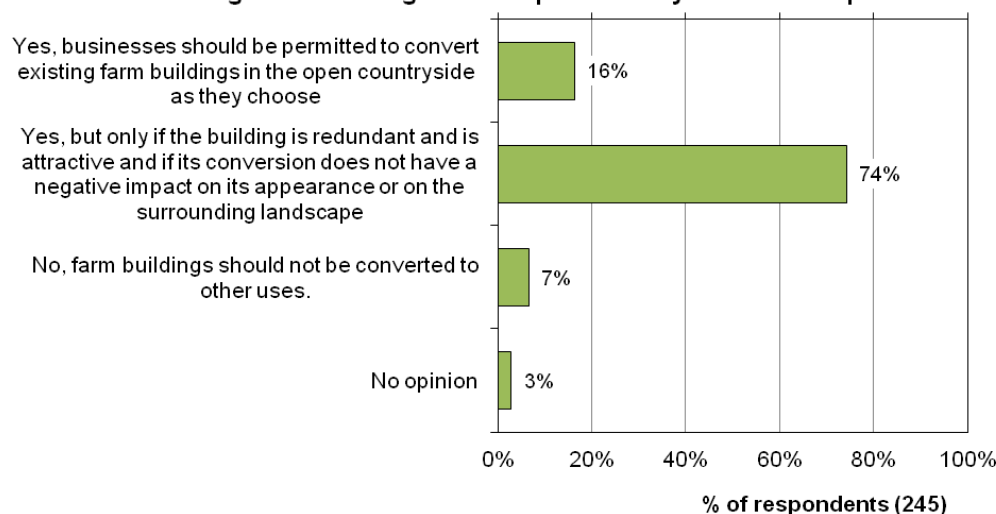
Q16. Would you like businesses to be permitted to convert existing farm buildings in the open countryside of Cusop:

(Tick one box only)

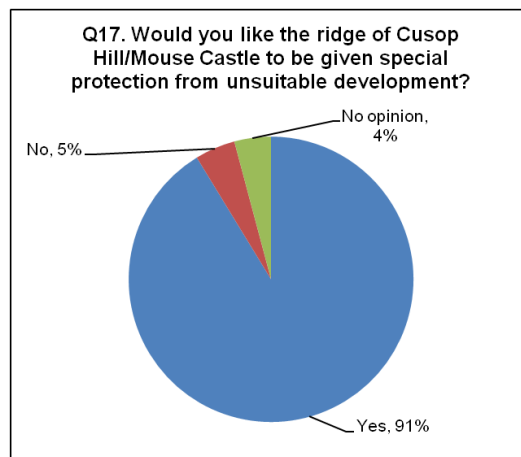
Q16. Nos. & Percentages	No.	%
Yes, businesses should be permitted to convert existing farm buildings in the open countryside as they choose	40	16%
Yes, but only if the building is redundant and is attractive and if its conversion does not have a negative impact on its appearance or on the surrounding landscape	182	74%
No, farm buildings should not be converted to other uses.	16	7%
No opinion	7	3%
Total respondents	245	100%
<i>Not answered</i>	2	

Additional comments:

- 16.1. Respondent had crossed out 'redundant' from second statement and annotated it with "redundancy tests are not usable in practise"
 16.2. With condition it cannot later be used for residential use

Q16. Would you like businesses to be permitted to convert existing farm buildings in the open countryside of Cusop**Environment****Landscape / Vistas****Q17. The ridge of Cusop Hill / Mouse Castle is visible almost everywhere in the parish. It is also part of the setting of Hay. Would you like it to be given special protection from unsuitable development?**

Q17. Nos. & Percentages	No.	%
Yes	220	91%
No	11	5%
No opinion	10	4%
Total respondents	241	100%
<i>Not answered</i>	<i>6</i>	

**Additional comments:**

- 17.1. Added numerous ticks to yes option and added 'x 1,00000000'
- 17.2. I would like it to be protected from ANY development
- 17.3. Most important
- 17.4. This looks like a coded question about wind farms to me. I would like one if run by CIC and would not class this as 'unsuitable'
- 17.5. Though I would be in favour of a small community owned wind farm development.
- 17.6. What is unsuitable? Well landscaped development could enhance the view.

Q18. If there are any other landscapes that you think should be protected from unsuitable development please describe.

Please describe the landscape and the location as accurately as you can.

45 comments were made

See full list of comments in Appendix 2.

Dark Skies

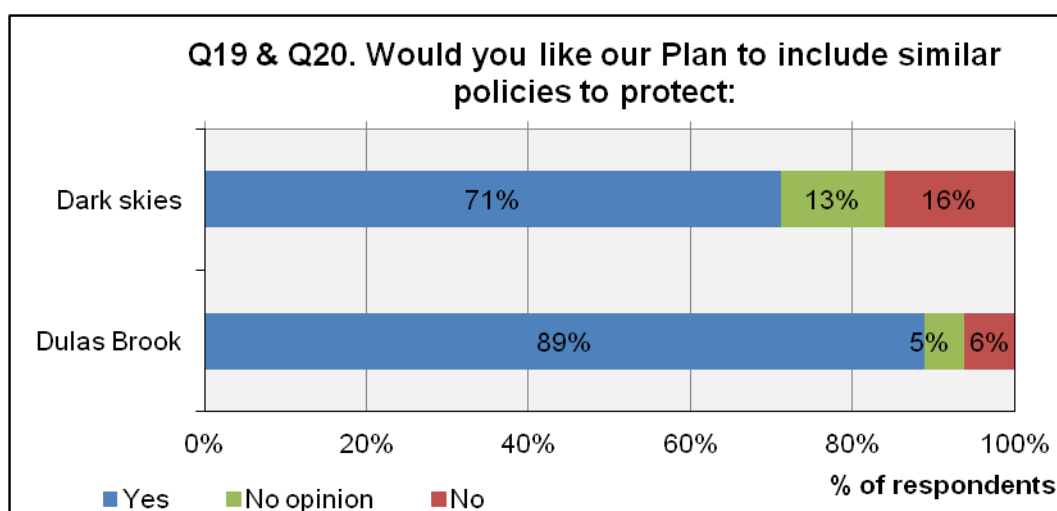
Q19. Would you like our Plan to include similar policies to protect dark skies in Cusop?

Q19. Nos. & Percentages	No.	%
Yes	172	71%
No	39	16%
No opinion	31	13%
Total respondents	242	100%
<i>Not answered</i>	<i>5</i>	

Dulas Brook

Q20. Would you like the Plan to include special policies to protect the condition and appearance of the Dulas Brook?

Q20. Nos. & Percentages	No.	%
Yes	215	89%
No	15	6%
No opinion	12	5%
Total respondents	242	100%
<i>Not answered</i>	<i>5</i>	



Q19. Additional comments:

- 19.1. Not to the extent where pedestrians are put in danger
- 19.2. Particularly at Lower Mead
- 19.3. Re the car park - looks dreadful from any distance.
- 19.4. I would welcome support for a local 'Dark Sky Reserve' like Brecon. It could be a great delight for local and city tourists. Especially for children who have never experienced 'star gazing'! (And would save electricity)

Q20. Additional comments:

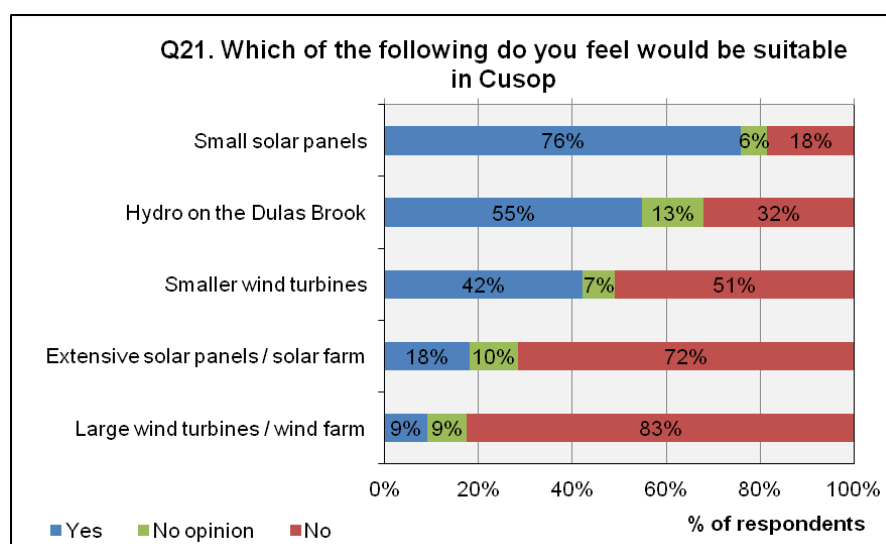
- 20.1. Brook, Big problem (flooding)!
- 20.2. But there needs to be a lot of trees removed. In days gone by wood would have been cut down to keep stoves/fires burning. Now the brook is too dark. Not good for wildlife
- 20.3. Though I would be in favour of a small in obtrusive hydro electric development.
- 20.4. Also include Leem Brook and Scudamore Dingle

Renewable Energy

Q21. Which of the following do you feel would be suitable in Cusop? (Tick one box per row)

Q21. Numbers	Yes	No	No opinion	Total respondents	Not answered
Large wind turbines / wind farm	20	184	19	223	24
Smaller wind turbines	96	116	16	228	19
Extensive solar panels / solar farm	39	154	22	215	32
Small solar panels	177	43	13	233	14
Hydro on the Dulas Brook	125	73	30	228	19

Q21. Percentages	Yes	No	No opinion	Total respondents
Large wind turbines / wind farm	9%	83%	9%	100%
Smaller wind turbines	42%	51%	7%	100%
Extensive solar panels / solar farm	18%	72%	10%	100%
Small solar panels	76%	18%	6%	100%
Hydro on the Dulas Brook	55%	32%	13%	100%



Additional comments:

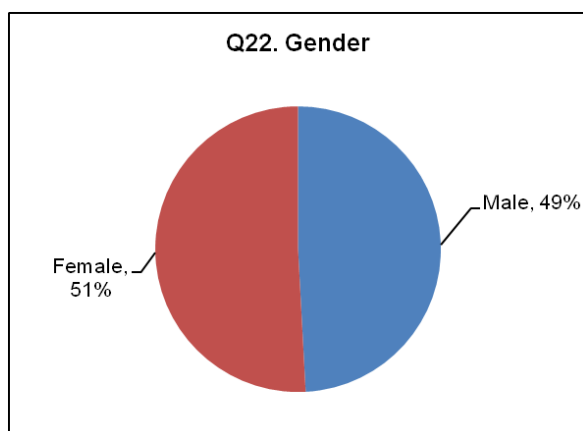
- 21.1. 'Are you insane?' added to 'large wind turbines' option. 'Are you insane?' added to 'Hydro on Dulas Brook' option
- 21.2. But hydro scheme done properly can look fine and are practical.
- 21.3. But no solar panels on roofs. I feel the appearance of buildings is being ruined
- 21.4. 'Depends of the effects/aesthetics' added against 'hydro' option
- 21.5. If CIC run' against Large wind turbine/ wind farm option
- 21.6. IF on people's houses, yes, otherwise no' added against 'small solar panels' option. 'nuts' added against 'hydro' option.
- 21.7. 'Need more info' added against 'hydro on Dulas Brook option'
- 21.8. Not multiple turbines. And community owned. Look at Llangatock.
- 21.9. Ticked 'Yes' for Hydro on the Dulas Brook and written If only adversely impacting on condition + appearance.
- 21.10. Whilst being open to Hydro on Dulas Brook I would like to see some hydro-engineering data on production capacity and financial viability

Personal information

This information will help us to better understand the views of different groups

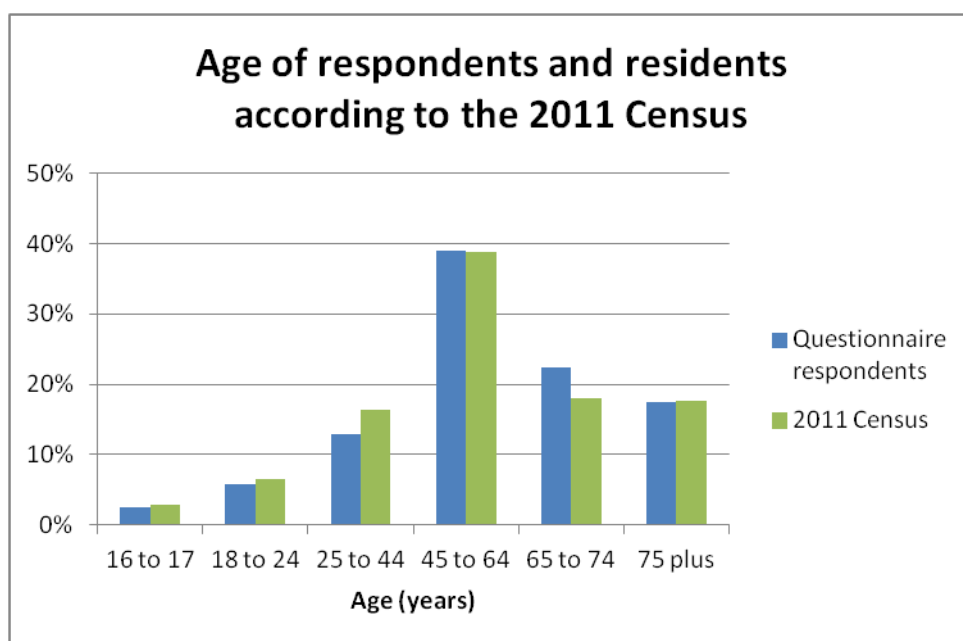
Q22. Are you male or female?

Q22. Nos. & Percentages	No.	%
Male	116	49%
Female	120	51%
Total respondents	236	100%
<i>Not answered</i>	<i>11</i>	



Q23. How old are you?

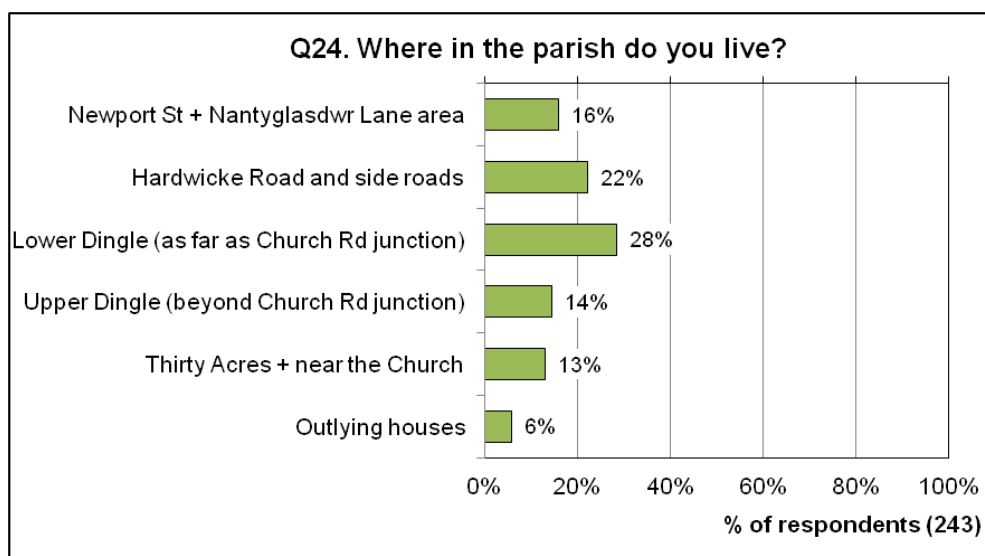
Q23. Nos. & Percentages	No.	%	2011 Census -% of residents aged 16+ in each age group ¹²
16 to 17	6	2%	3%
18 to 24	14	6%	7%
25 to 44	31	13%	16%
45 to 64	94	39%	39%
65 to 74	54	22%	18%
75 plus	42	17%	18%
Total respondents	241	100%	100%
<i>Not answered</i>	<i>6</i>		



¹² Table KS102EW - Age structure. ONS Crown Copyright Reserved [from Nomis on 13th June 2014]

Q24. Where in the parish do you live? (Tick one box only)

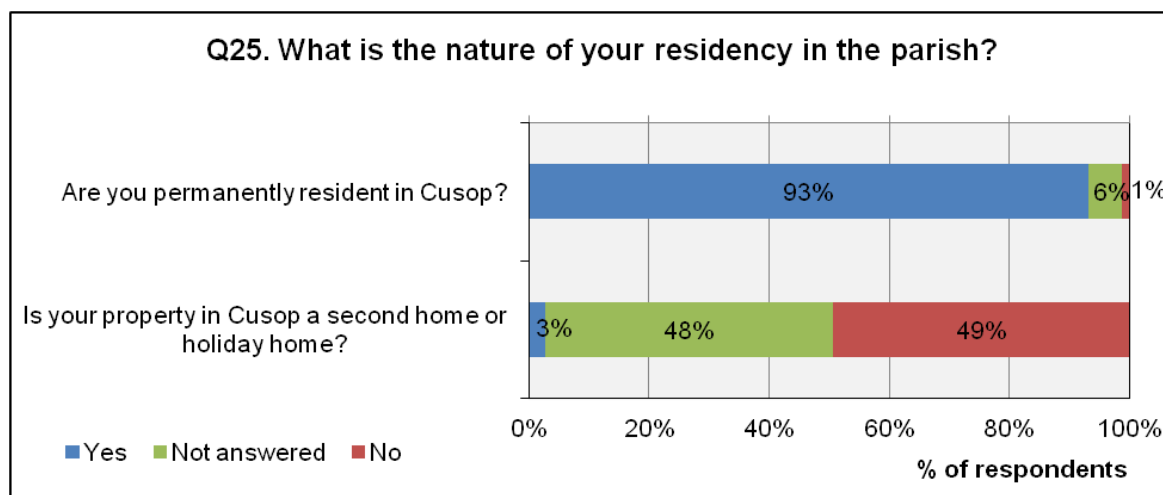
Q24. Nos. & Percentages	No.	%
Newport St + Nantyglassdwr Lane area	39	16%
Hardwicke Road and side roads	54	22%
Lower Dingle (as far as Church Rd junction)	69	28%
Upper Dingle (beyond Church Rd junction)	35	14%
Thirty Acres + near the Church	32	13%
Outlying houses	14	6%
Total respondents	243	100%
<i>Not answered</i>	<i>4</i>	

**Q25. What is the nature of your residency in the parish? (Tick one box per row)**

Q25. Numbers	Yes	No	Total respondents	<i>Not answered</i>	Base*
Are you permanently resident in Cusop?	230	3	233	<i>14</i>	247
Is your property in Cusop a second home or holiday home?	7	122	129	<i>118</i>	247

* Note: Base is total number who answered the questionnaire (247)

Q25. Percentages*	Yes	No	Total respondents	<i>Not answered</i>	Base*
Are you permanently resident in Cusop?	93%	1%	94%	6%	100%
Is your property in Cusop a second home or holiday home?	3%	49%	52%	48%	100%



Q26. What is your occupation? (Tick all that apply)

Q26. Nos. & Percentages	No.	%
Employed full time	46	19%
Employed part time	24	10%
Self-employed	52	21%
Unemployed and looking for work	3	1%
In full-time or part-time education	13	5%
Retired	97	40%
Looking after home or family	12	5%
Long-term sick/disabled	4	2%
Unpaid volunteer with charity, community group etc.	15	6%
Other	3	
Total respondents	243	
<i>Not answered</i>	<i>4</i>	

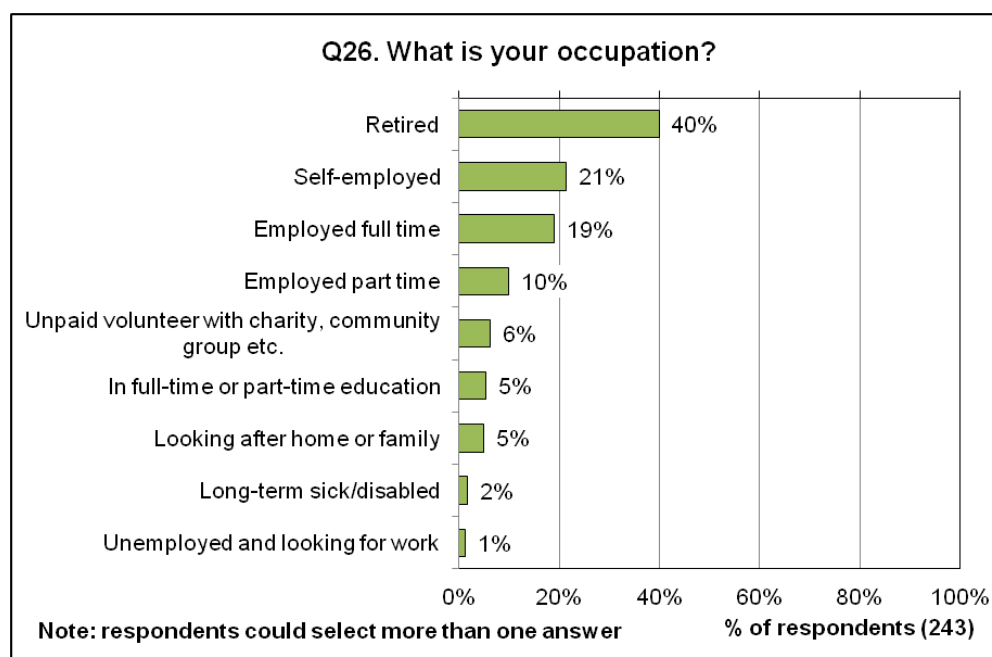
Additional comments:

26.1. Added comment 'semi' against 'retired option'

26.2. And part employed in lieu of home

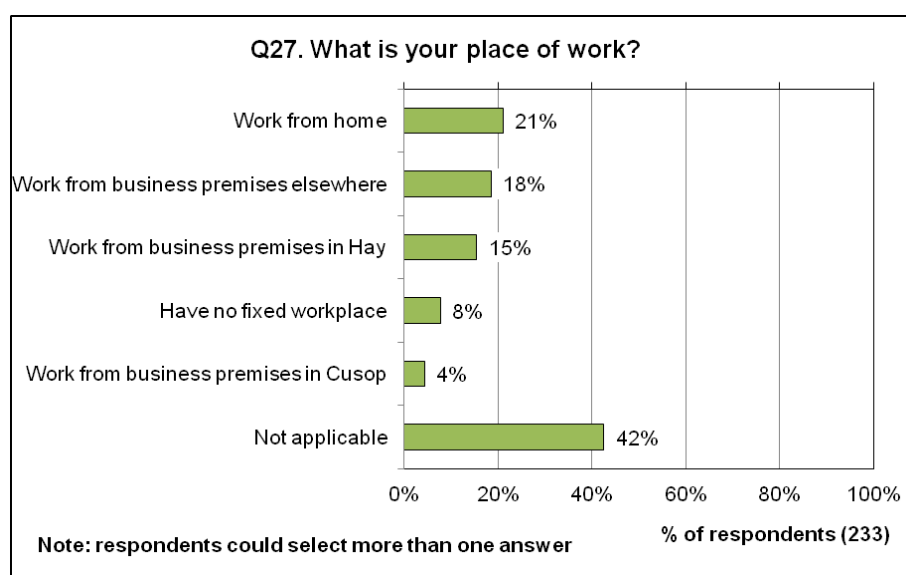
26.3. Full time mother

26.4. Retired with occasional work



Q27. What is your place of work? *(Tick all that apply)*

Q27. Nos. & Percentages	No.	%
Work from home	49	21%
Work from business premises in Cusop	10	4%
Work from business premises in Hay	36	15%
Work from business premises elsewhere	43	18%
Have no fixed workplace	18	8%
Not applicable	99	42%
Total respondents	233	100%
<i>Not answered</i>	<i>14</i>	

**Any other comments?****Q28. Do you have any other comments you wish to make which are relevant to the preparation of the Cusop Development Plan or improving the quality of life of all the residents of Cusop?**

59 comments were made

See full list of comments in Appendix 2.

***** End of main body of report *****